

Cyngor Sir CEREDIGION County Council

REPORT TO: CABINET

DATE: 13 July 2021

LOCATION: SKYPE - Council Chambers, Penmorfa, Aberaeron

TITLE: CYSUR/CWMPAS Combined Local Operational Group
Safeguarding Report
Qtr 4 2020-21

PURPOSE OF REPORT: To monitor activity on a multi-agency basis of the actions taken to safeguard children and adults within Ceredigion

REASON SCRUTINY HAVE REQUESTED THE INFORMATION: To ensure members monitor progress in the CYSUR/CWMPAS Combined Local Operational Group quarterly management meetings

BACKGROUND:

Please see attached CYSUR-CWMPAS Combined Local Operational Group Safeguarding Report for Qtr 4, 2020-21.

These are multi-agency management reports in relation to safeguarding children and adults in Ceredigion during the period 1st January to 31st March 2021. They provide management information on action taken under the Wales Safeguarding Procedures.

The Reports include information provided by other agencies in relation to safeguarding the welfare of children and adults in Ceredigion.

The management information is discussed by members of the CYSUR/CWMPAS Combined (Ceredigion) Local Operations Group in order to monitor and evaluate the effectiveness of the safeguarding children and adults arrangements in Ceredigion and the outcomes achieved

These multi agency meetings provide an opportunity to identify and act upon any performance and other issues within this area of work.

Performance information is also provided to the Mid and West Wales Regional Safeguarding Board which is also an opportunity to analyse performance, trends and issues across the Region.

Summary of Key points:

CHILDREN SAFEGUARDING

- There was a slight decrease in the number of safeguarding children reports from the previous quarter and this was a slightly lower number than during the same quarter in the previous year. With the easing of restrictions and schools re-opening there has been a growth in the number of reports with some suppresses reporting levels during lockdown.
- Police were the main referring agency in this quarter.
- The main concerns that lead to completing child protection enquiries were allegations of physical abuse and sexual abuse.
- There were a reduced number of initial child protection conferences held this quarter and all were held within the required timescale.
- In some cases, concerns have been escalated into the Public Law Outline arena directly rather than holding a conference due to the seriousness of the concerns and the need for the court directed protective action.
- 65.7% Review CPC's were held in timescales, this was due to staff sickness absence and prioritisation of ICPC, the Review RCPCs were rearranged as soon as possible following and an Agency independent Chair was appointed in early February.
- The main risk factors recorded were domestic abuse, parental separation, parental substance misuse and parental mental health difficulties.
- The number of children on the Child Protection Register was reduced by 17 children, 24 Children were deregistered with only 7 Children being registered at ICPC.

ADULT SAFEGUARDING

- There has been an increase in the number of adults reported at risk since Quarter 3, with an increase from 117 adults in Quarter 3 to 146 in Quarter 4 which approximately reflects the number of adults reported to be at risk in Quarter 4 of 2019-2020. During the period from Quarter 1 to the end of Quarter 3, there was a marked decrease in the number of adults at risk reported but there has been an increase in Quarter 4. These figures seem to be a reflection of the decrease in the amounts of reports received when due to COVID restrictions, society was in lockdown with there been an increase then in reports received when restriction started to be lifted.
- The number of reports received have increased in Quarter 4 from the three previous quarters, with a steep increase in referrals in March of this year, and this is comparable with the increase in reports received in March of Q4 2019-2020. It seems that we have begun to return to the number of reports received prior to the commencement of the COVID 19 pandemic and prior to the enforcement of the lockdown situation.
- The Local Health Board is the main source of reports in Quarter 4, followed by Provider agencies and then the Police, compared with Quarter 3 where the Local Authority was the main source of reporting, followed by the Police and then the Local Health Board. This quarter, there has been

a significant increase in the number of reports received from Provider agencies compared to previous quarters.

This quarter we have received an increase number of reports in relation to concerns in care homes and in terms of domiciliary care support about pressure areas, the management of medication, thefts undertaken by professional care staff and reports of concerns about the misuse or non-use of PPE.

- Emotional/psychological abuse is the highest form of abuse reported in this quarter as at Quarter 3, with neglect being the next most reported category of abuse which again is the same pattern from Quarter 3.
- There is an increase in the number of females allegedly experiencing sexual abuse this quarter and these reports seem to be in relation to issues of domestic abuse.
- This quarter there are slightly less the number of reports that did not proceed to an enquiry but there is still a high number of reports being received where it has been assessed that an enquiry is not necessary and this needs to be explored further.
- This quarter, there was a further low number of enquiries where it was concluded that action needed to be taken, i.e., that a protection plan needed to be put in place. There were only 6 in this quarter, a slight decrease from 7 in quarter 3, but a marked decrease from Q2 (23), Q1 (39) and Q4 2019-2020 (53).
- Of the 6 Protection Plans put in place, 5 people were safeguarded in their own home and 1 person needed to be safeguarded in a care home setting, with 1 person needed to be safeguarded from a paid employee, 2 needed to be safeguarded from relatives/friend and 1 from another.

Has an Integrated Impact Assessment been completed? If not, please state why No

Summary:

This report is provided on an ongoing basis and demonstrates the continuing work that is undertaken in relation to safeguarding children and adults in Ceredigion

WELLBEING OF FUTURE GENERATIONS:

Long term: Balancing short term need with long term planning for the future

Integration: Positively impacting on people, economy, environment and culture and trying to benefit all three

Collaboration: Working together with other partners to delivery

Involvement: Involving those with an interest and seeking their views, stakeholder engagement and consultation

Prevention: Putting resources into preventing problems occurring or getting worse

RECOMMENDATION (S):

To note the contents of the report and the levels of activity with the Local Authority

REASON FOR RECOMMENDATION (S):

So that governance of the Local Authority activity and its partner agencies are monitored

Contact Name: Siân Howys

Designation: Corporate Lead Officer: (Children & Families)

Date of Report: 2 June 2021

Acronyms:

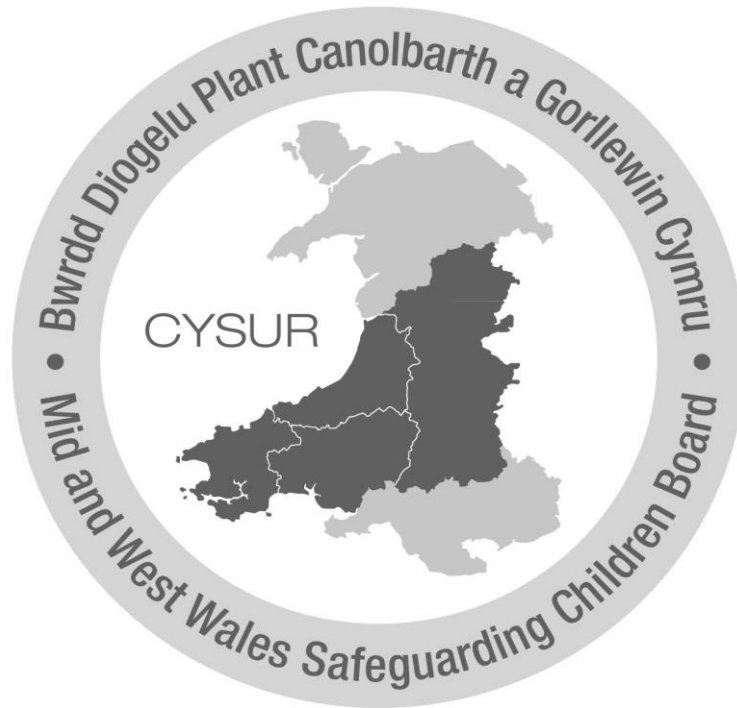
CP – Child Protection

CPR – Child Protection Register

Part 4 – Allegations against a member of staff or those working with children, e.g. - foster carers, volunteers, playgroups, etc.

CPCC – Child Protection Case Conference

ICPC – Initial Child Protection Conference



CEREDIGION
CYSUR LOCAL OPERATIONAL GROUP
Performance Management Report

Quarter: 4
1.1.21 – 31.3.21

CONTENTS:	TUDALEN / PAGE
SECTION 1: Introduction	3
SECTION 2: Headline and Comparative Data	4
SECTION 3: Child Protection Referrals	5
SECTION 4: Child Protection Section 47 Enquiries	9
SECTION 5: Child Protection Conferences	11
SECTION 6: The Child Protection Register	19
SECTION 7: Protection Strategy Meetings in Special Circumstances	22
SECTION 8: Multi Agency Child Sexual Exploitation	23
SECTION 9: Annual Summary Report	24
SECTION 10: Police – MARAC	25
SECTION 11: Learning Services	28
SECTION 12: Hywel Dda University Health Board	35
SECTION 13: S-CAMHS	38
SECTION 14 Adult Safeguarding	39

SECTION 1: INTRODUCTION:

This is the multi-agency management report in relation to safeguarding children in Ceredigion during the period 1st January to 31st March 2021. It provides performance management information on action taken to safeguard children.

It includes reports from partner agencies relating to safeguarding and promoting the wellbeing of children in Ceredigion.

The indicators and measures used are defined and reported on locally, regionally and nationally.

This management information is regularly discussed by members of the CYSUR Ceredigion Local Operations Group in order to monitor and evaluate the effectiveness of safeguarding children arrangements in Ceredigion and the outcomes achieved.

Any comments or queries regarding the report should be addressed to:

Elizabeth Upcott
Rheolwr Corfforaethol Diogelu
Safeguarding Corporate Manager,
Elizabeth.Upcott@ceredigion.gov.uk
01545 574212

SECTION 2: Headline and Comparative Data

Referral Outcomes	Jan-Mar 2021	Oct-Dec 2020	July-Sept 2020	April-June 2020	Jan-Mar 2020
Reports/Referrals leading to Child Protection Strategy Discussions / Meetings	99	102	92	85	106
Number of Initial CP Conferences (excluding transfer and pre-birth conferences)	3	13	10	5	11
Number of Initial Pre Birth CP Conferences	-	1	2	2	-
Number of Transfer CP Conferences	1	-	-	-	1
Total number of Initial CP Conferences(including transfer and pre-birth Conferences)	4	14	12	7	12
Total number of children subject to Initial/Pre-birth/Transfer Conferences	9	20	23	9	30
Number of children's names placed on the CP Register (excluding pre-birth and transfer conferences)	4	15	18	7	23
Number of children's names to be placed on the CP Register at birth	-	1	2	2	-
Number of children's names placed on the CP Register after transfer from other Local Authorities	3	-	-	-	3
Total number of children's names placed on the CP Register following Initial Conferences	7	16	20	9	26
Total number of children's names not placed on the CP Register	2	4	3	-	4
Total number of Review CP Conferences	18	17	16	19	11
Total number of children subject to Review CP Conferences	35	39	26	42	15
Total number of children remaining on CP Register	11	18	11	24	9
Total number of children removed from the CP Register	24	21	15	18	6

Analysis:

There was a very slight decrease in the number of referrals that lead to action taken under Wales Safeguarding Procedures during this quarter and slightly lower than during this quarter in the previous year.

The percentage of children discussed at review conferences and who were deregistered was 69%.

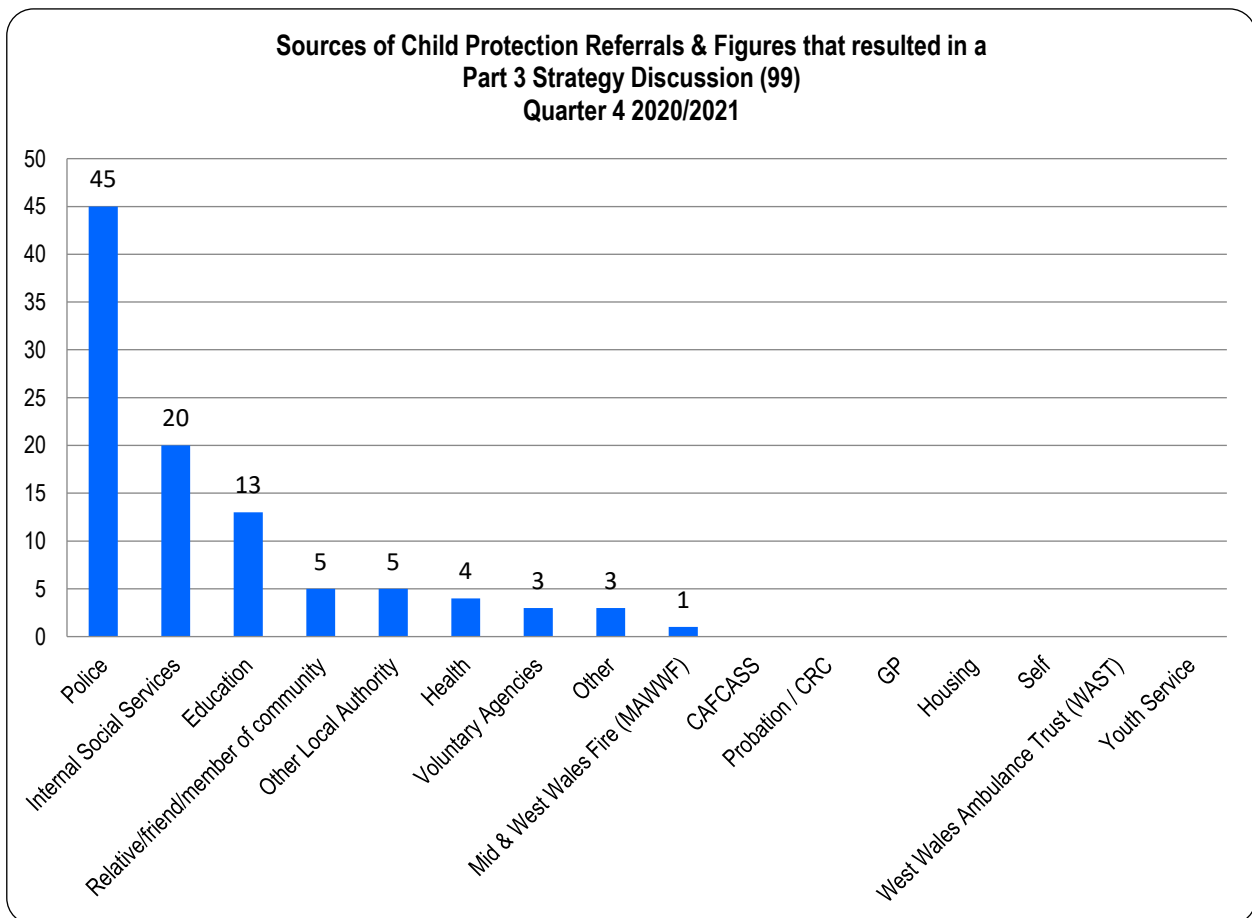
SECTION 3: Child Protection Reports and Referrals:

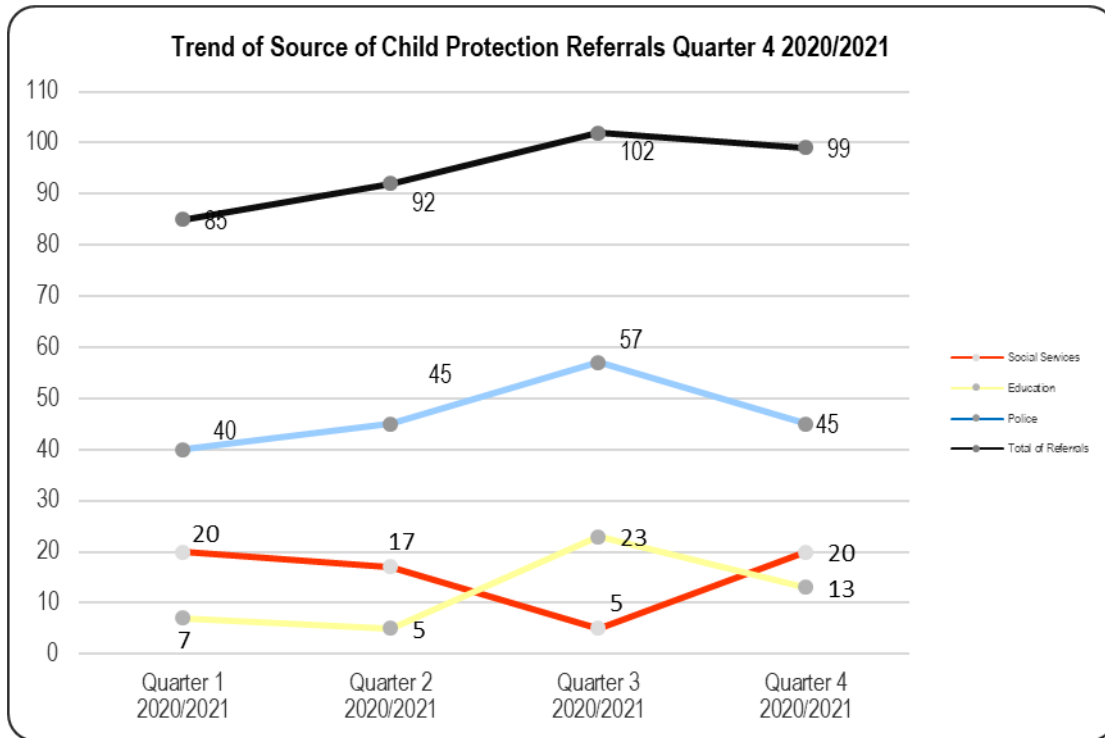
Victoria Climbié Inquiry Recommendation 39 requires that front line staff transfer enquiries about the safety and welfare of children to the appropriate team without delay and within an hour. In Ceredigion, Porth Gofal receives and records all calls from the public, professionals and agencies and passes them to the Child and Family Assessment and Support Team.

The following table shows the level of compliance with the recommendation:

Level	Passed to Duty Team Officer within 1 hour	Passed to Duty Team Officer with 2 hours	Passed to Duty Team Officer within 2-5 hours	Total
January				
1	76	14	22	112
2	59	19	6	84
3	89	18	3	110
4	33	3	0	36
5	0	0	0	0
Level	Passed to Duty Team Officer within 1 hour	Passed to Duty Team Officer with 2 hours	Passed to Duty Team Officer within 2-5 hours	Total
February				
1	72	6	20	98
2	61	7	11	79
3	44	9	10	63
4	32	1	1	34
5	1	0	0	1
				Total
March				
1	68	21	24	113
2	61	21	13	95
3	68	14	9	91
4	48	12	1	61
5	5	0	0	5

Sources of Child Protection Referrals and Figures that resulted in a Strategy Discussion					
Contact by	January	February	March	Total	Comp figures quarter 3
Police	12	17	16	45	57
Internal Social Services	8	5	7	20	5
Education	3	4	6	13	23
Relative/friend/member of community	2	1	2	5	4
Other Local Authority	4	-	1	5	4
Health	-	2	2	4	7
Voluntary Agencies	1	-	2	3	1
Other	1	2	-	3	1
Mid & West Wales Fire (MAWWF)	-	-	1	1	-
Probation / CRC	-	-	-	-	-
CAFCASS	-	-	-	-	-
GP	-	-	-	-	-
Youth Service	-	-	-	-	-
Self	-	-	-	-	-
Housing	-	-	-	-	-
West Wales Ambulance Trust(WAST)	-	-	-	-	-
Total	31	31	37	99	102



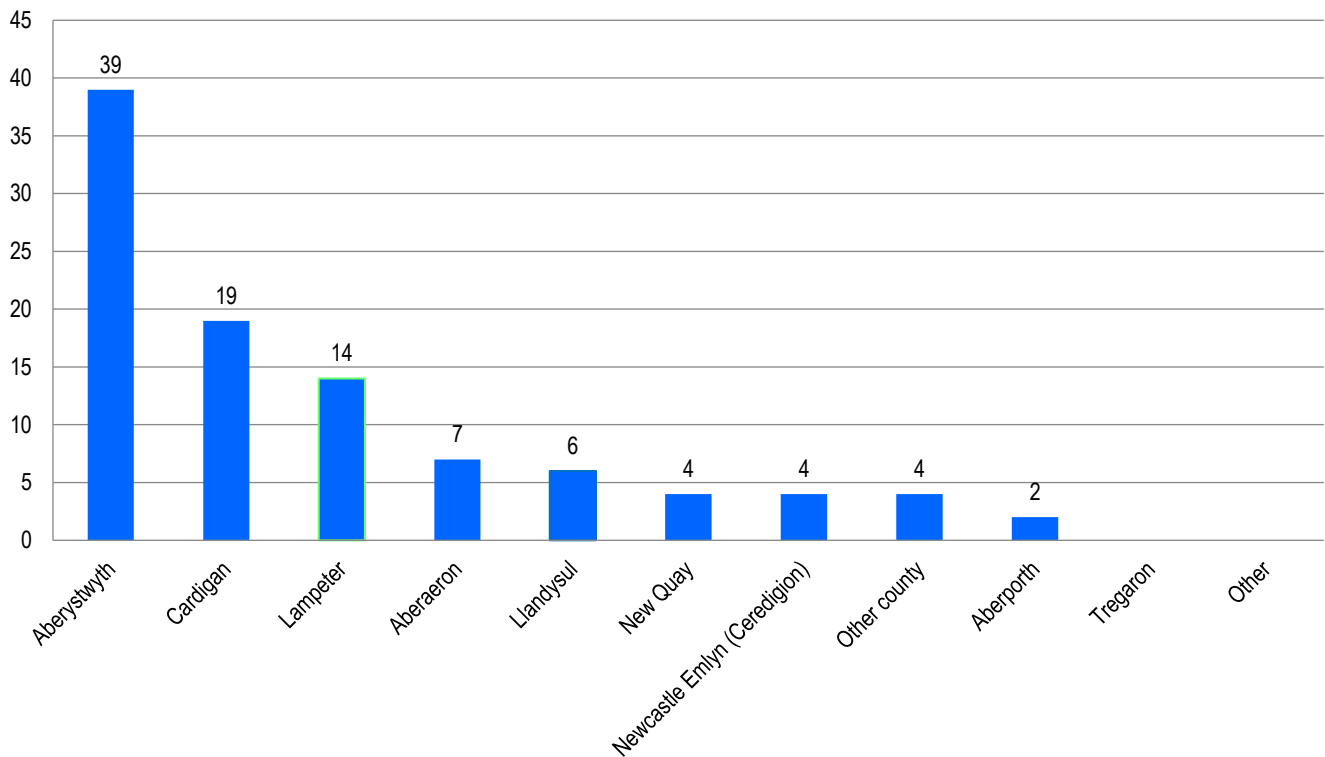


Analysis:

The Police were the largest source of referrals during the quarter with schools rate having fallen despite reopening at the beginning of the quarter.

Area Postal Addresses of Child Protection Referrals leading to a Part 3 Strategy Discussion					
Nearest town in Postal Address	January	February	March	Total	Comparative figure quarter 3
Aberystwyth	11	16	12	39	56
Cardigan	5	5	9	19	4
Lampeter	5	4	5	14	15
Aberaeron	3	1	3	7	4
Llandysul	4	--	2	6	8
New Quay	-	1	3	4	5
Newcastle Emlyn (Ceredigion)	-	3	1	4	4
Other county	2	-	2	4	1
Aberporth	1	1	-	2	2
Tregaron	-	-	-	-	3
Other	-	-	-	-	-
Total Number of Referrals	31	31	37	99	102

Area Postal Addresses of Child Protection Referrals leading to a Part 3 Strategy Discussion (99) Quarter 4 2020/2021



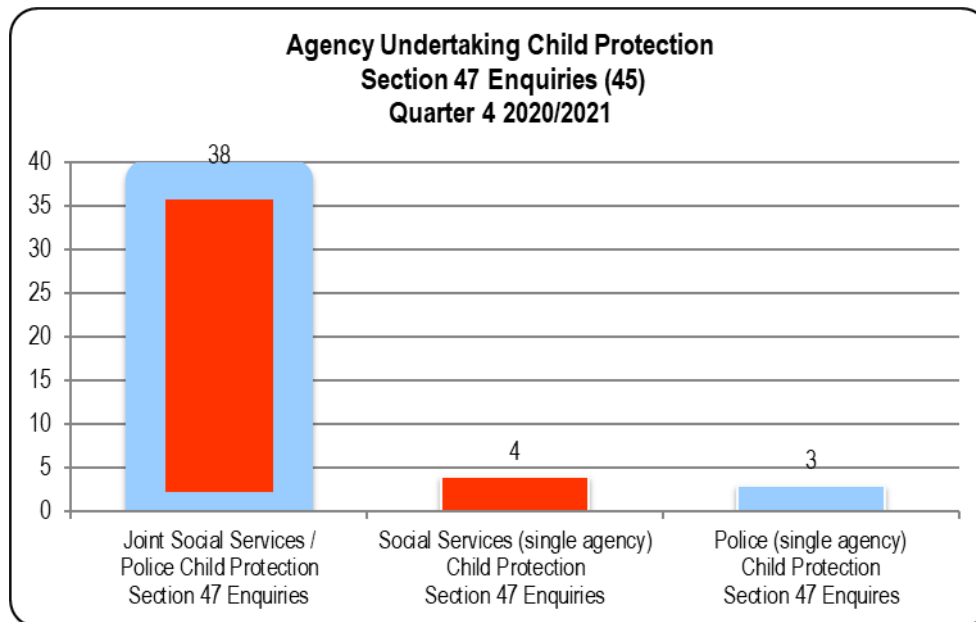
Analysis:

Aberystwyth is consistently the area of the greatest number of referrals

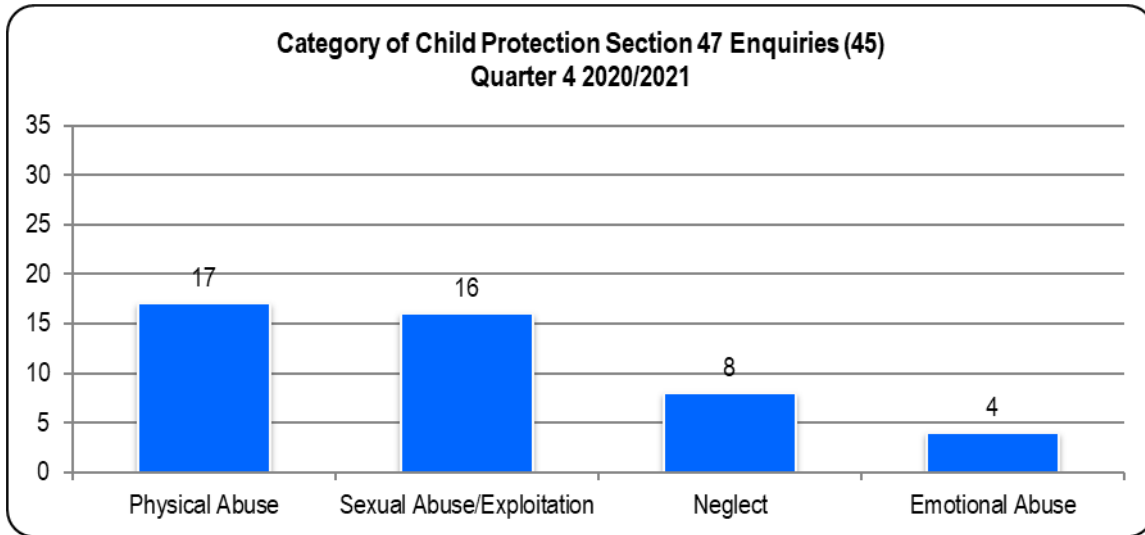
% Breakdown of Safeguarding Activity Quarter 4 2020/2021 (1 January – 31 March)			
Total of 982 - All Initial Contacts re Children			
NAET Assigned to Children's Teams - Information unavailable	Strategy Discussions 10%	Section 47 Enquiries 5%	Initial Child Protection Conferences 1%

SECTION 4: Child Protection Section 47 Enquiries

No. of Part 3 Child Protection Strategy Discussions/ Meetings					
January	February	March	Total	Comparative fig quarter 3	
31 (40)	31 (25)	37 (37)	99	102	
Agency undertaking Child Protection Section 47 Enquiries					
	January	February	March	Total	Comparative fig quarter 3
Joint Social Services / Police Child Protection Section 47 Enquiries	14	12	12	38	38
Social Services (single agency) Child Protection Section 47 enquiries	4	-	-	4	2
Police (single agency) Child Protection Section 47 enquires	-	-	3	3	10
Total Enquiries	18	12	15	45	50



Category of Child Protection Section 47 Enquiry					
Category	January	February	March	Total	comparative fig Quarter 3
Physical Abuse	5	4	8	17	24
Sexual Abuse/Exploitation	4	6	6	16	23
Neglect	5	2	1	8	2
Emotional Abuse	4	-	-	4	1
Total Number of Enquiries	18	12	15	45	50



Video Interviews					
	Jan	Feb	Mar	Total	comparative fig Quarter 3
Number of video interviews with children	-	-	-	-	-

Analysis:

The main concerns that lead to completing child protection enquiries were allegations of physical and sexual abuse.

The majority of enquiries were carried out jointly by Police and Children Services.

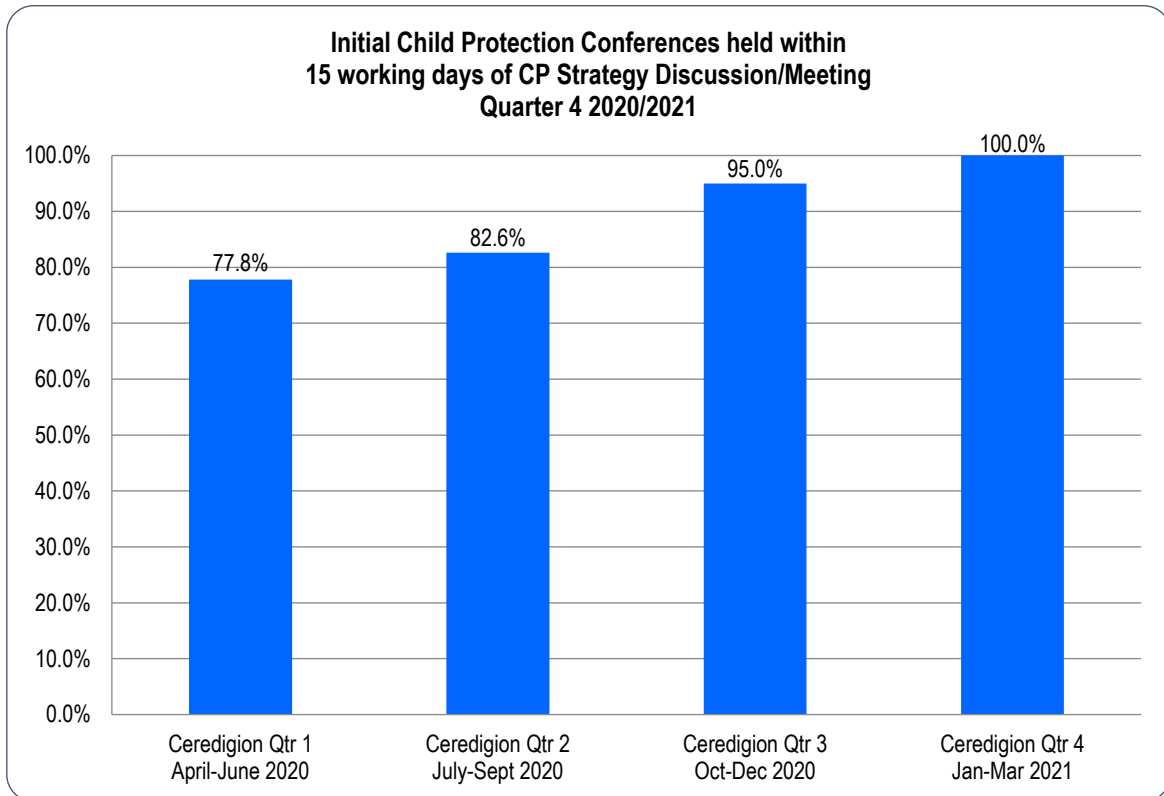
SECTION 5: Child Protection Conferences

This table contains breakdown figures in relation to Outcomes of Initial Child Protection Conferences					
Total Number of Initial CPCs	No. of children	No. of unborn	No. of families	Number of children placed on CPR incl. unborn and transferred	No. of children with Child In Need of Care and Support Plan if not registered
4	9	-	4	7	2

Initial Child Protection Conferences in timescale

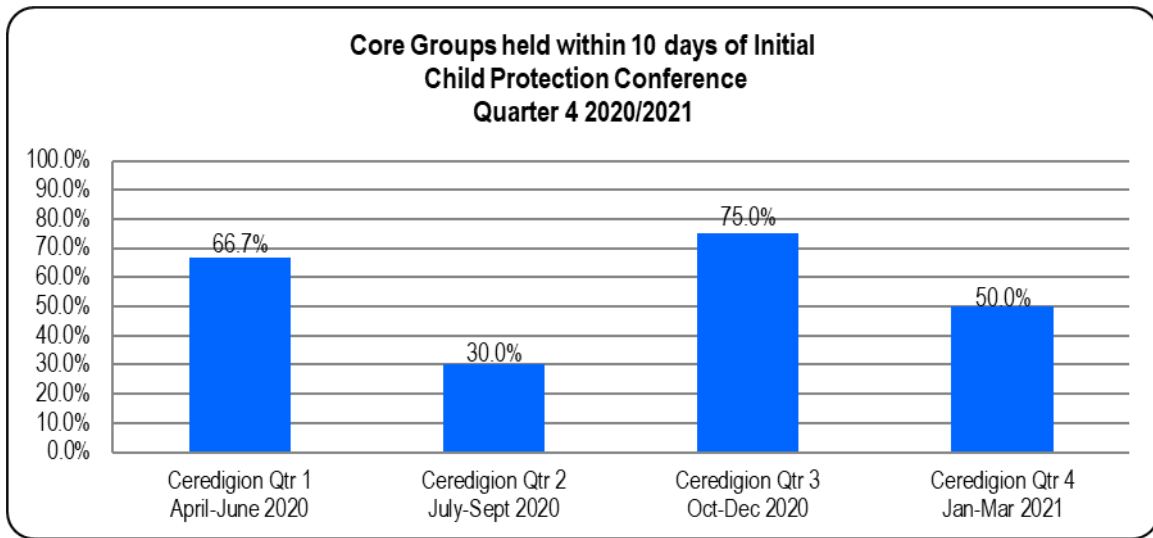
100.0% of Initial Child Protection Conferences were recorded to have taken place within 15 working days of the Strategy Discussion/Meeting.

It is important to note that all initial and Review Case Conferences are being held virtually via Microsoft Teams. Both parents and children have been able to participate in the meetings.



Child Protection Core Group Meetings in timescale:

50.0% of Child Protection Core Group Meetings were recorded to have taken place within 10 working days of the Initial CP Conference. This represents 2 children out of 4. For 1 sibling group of 2 children there was a delay due to professional availability.



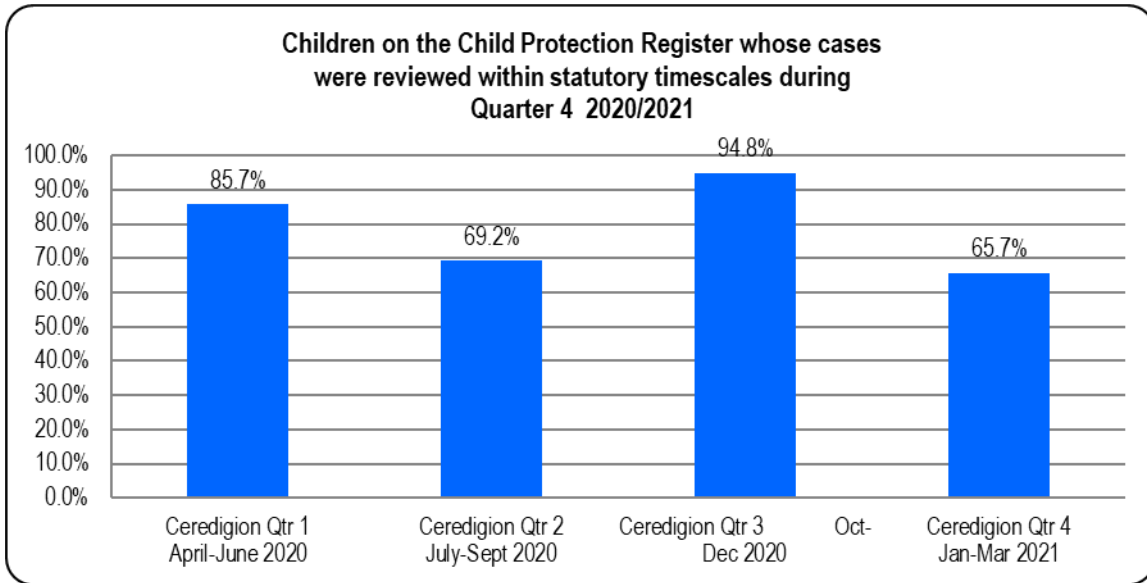
This table contains breakdown figures in relation to the outcomes of Review Child Protection Conferences:					
Total No. of Review CPCs	No. of children	No. of families	No. of names of children remaining on CP Register	No. of names of children removed from CP Register	No. of children with Child In Need of Care and Support Plan following de-registration
18	35	18	11	24	17

Outcomes of Reviews:

Of the 24 children who were de-registered, 17 were in receipt of further intervention on a Child in Need of Care and Support Plan; 5 subject to a Court Order and Looked After Children a further 2 children were not in need of any services.

Review Child Protection Conferences in Timescales:

65.7% of Review Child Protection Conferences were recorded to have taken place within timescales. For 3 sibling groups of 2 children and 6 other individual children the Conferences were out of timescales due to sickness absence of the Independent Chair, and prioritisation of ICPC . The RCPC were rearranged as soon as possible following the appointment of an Agency Independent Chair in early February; the review conferences were on average 35 days late, with 7 of the reviewed children being deregistered at their First 3 Month Review Conference.



Participation of parents and children in Child Protection Conferences						
*Comparative data for Quarter 3 in brackets						
*Social Worker report to parents 24 hours before CPC	*CP Chair met with family before CPC	*CP Chair met with child before CPC	*Family member present at CPC	*Children's views represented at CPC who did not attend (5 -18 yrs.)	*Children attendance at CPC (Over 11 yrs.)	*Children Who have allocated Advocate / Tros Gynnal.
100% (87%)	100% (96%)	80% (60%)	100% (94%)	91% (91%)	42% (21%)	76% (75%)

Child and Family Participation and Attendance at Conferences:

Attendance by parents, children and family members:

At least 1 parent/grandparent with parental responsibility was present in 22 (100%) Child Protection Conferences.

In total, 38 parents and other family members attended CP Conferences.

The views of children and young people have been represented before and during the CP Conference;

A total of 44 Children from 22 families were the subject of Initial, Pre-birth, Transfer and Review CP Conferences during this quarter.

Conferences consisted of 0 (0%) Pre-birth child, 3 (7%) children were under 6 months, 4 (9%) child was between 6 and 12 months, 9 (21%) children were over 1 and under 5 years, 16 (36%) children were between 5 and 10 years and 12 (27%) children were between 11 and 18 years old. 14 (88%) Children between the ages of 5 and 11 had their views represented at the Conference. 5 (42%) of the Young Persons aged over 11 years attended their Conference, 4 (80%) of these Young People met with the Chair prior to the Conference; the Chair did not meet with any of these young people after the Conference. All 7 (100%) of the Young Persons who did not attend the Conferences had their views represented at the Conference.

19 (76%) Of young persons over the age of 5 years received the services of an advocate, another 6 were referred for a service but the parents weren't engaging at the time. 3 Further young people were referred but refused the service.

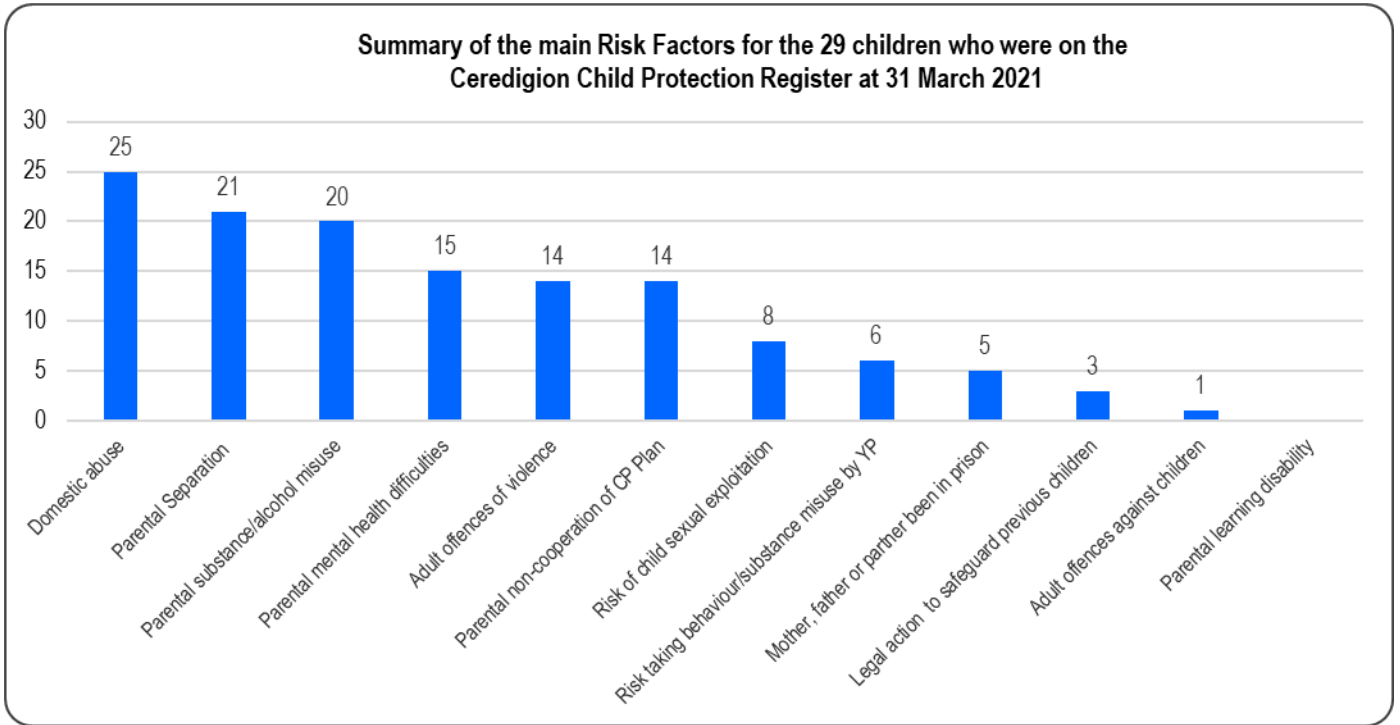
Performance Management Report 1/1//21 - 31/3/21

Analysis

100% Conferences have at least 1 family member in attendance.

The Advocate Service was offered to every child aged 5 and over discussed at Conference in this period, unfortunately the parents of 6 children weren't engaging well at the time and therefore the service was not received by the children. 3 Young People were referred to the Advocacy Services, but declined the offer, these were therefore taken out of the equation

Summary of main Risk Factors/ ACEs identified and discussed at Child Protection Conferences	
This table is based on the Independent Conference Chair's evaluation of risk factors noted at Initial CP Conferences when children's names were placed on the Child Protection Register and at Review CP Conferences when children's names remained on the Register.	
Summary of the main Risk Factors for the 29 children who were on the Ceredigion Child Protection Register at 31 March 2021	
Domestic Abuse (ACE)	25 (86.2%)
Parental separation has been a factor in this household (ACE)	21 (72.4%)
Parental substance/alcohol misuse (ACE)	20 (68.9%)
Parental mental health difficulties (ACE)	15 (51.7%)
Adult offences of violence	14 (48.3%)
Parental non-cooperation with the CP Plan	14 (48.3%)
Risk of child sexual exploitation	8 (27.6%)
Risk taking behaviour/substance misuse by young person	6 (20.7%)
Mother, father or partner have been in prison (ACE)	5 (17.2%)
Legal action taken to safeguard previous children in family	3 (10.3%)
Adult offences against children	1 (3.4%)
Parental learning disability	0 (0%)



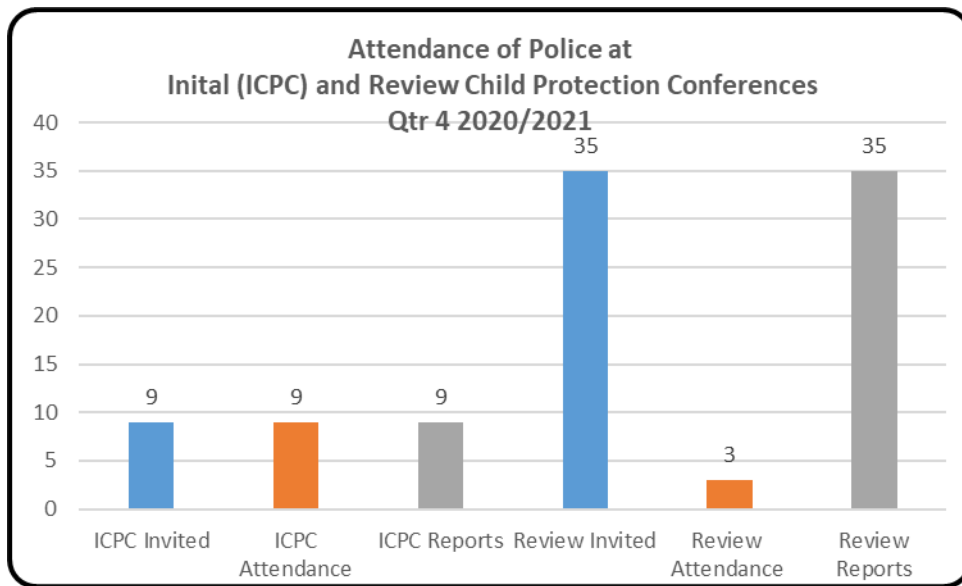
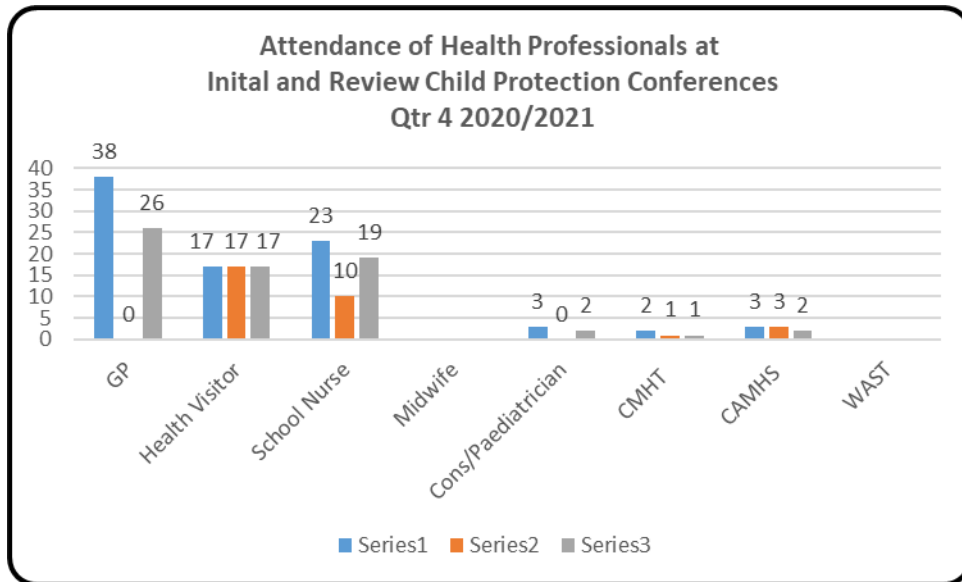
The Toxic Three Risk Factors for the 29 children who were on the Ceredigion Child Protection Register at 31 March 2021		
Number of children subject to a Care and Support Protection Plan where all of the Three Toxic Risk Factors feature (Domestic Abuse, Parental Substance Misuse and Parental Mental Health)	10	34.5%
Number of children subject to a Care and Support Protection Plan where Parental Separation or / and Incarceration feature (ACE)	22	75.9%
Number of children subject to a Care and Support Protection Plan where all five ACE (Domestic Abuse, Parental Substance Misuse, Parental Mental Health, Parental Separation and Incarceration)	4	13.8%

Analysis:

The main risk factors recorded were domestic abuse, parental separation, parental substance misuse and parental mental health difficulties.

Agency Attendance at Conferences:





The attendance of agencies at CPCs is illustrated in the charts above. An average of 6 agencies' staff members were invited to each CPC and an average of 3 attended.

There was an average of 5 written reports available at each CPC.

The date for a Review CPC was arranged at each conference when it was required.

All 44 (100%) of CPCs were quorate.

3 (14%) CPCs recommended that a Family Group meeting be convened.

Written reports were provided by Social Workers for all 22 (100%) of CPCs, Chronologies were included in 1 (25%) of Initial Conferences reports.

22 (100%) of professionals/agency staff expressed their views about the level of risk and registration at all CPCs.

40 (91%) CPC registration decisions were unanimous; with 4 (9%) CPC registration a majority decision.

1 (2%) CPCs reported that there was dissent regarding the safety of the CP Plan for safeguarding the welfare of a child on the CP Register.

0 (0%) CPC's identified a young carer.

1 (4%) CPC identified that there was a shortfall in information regarding the mother's partner.

2 (9%) CPC's identified that the young persons had moderate/severe learning disability; with 4 (18%) CPC's reporting that the young person's had an Individual Development Plan.

Performance Management Report 1/1//21 - 31/3/21

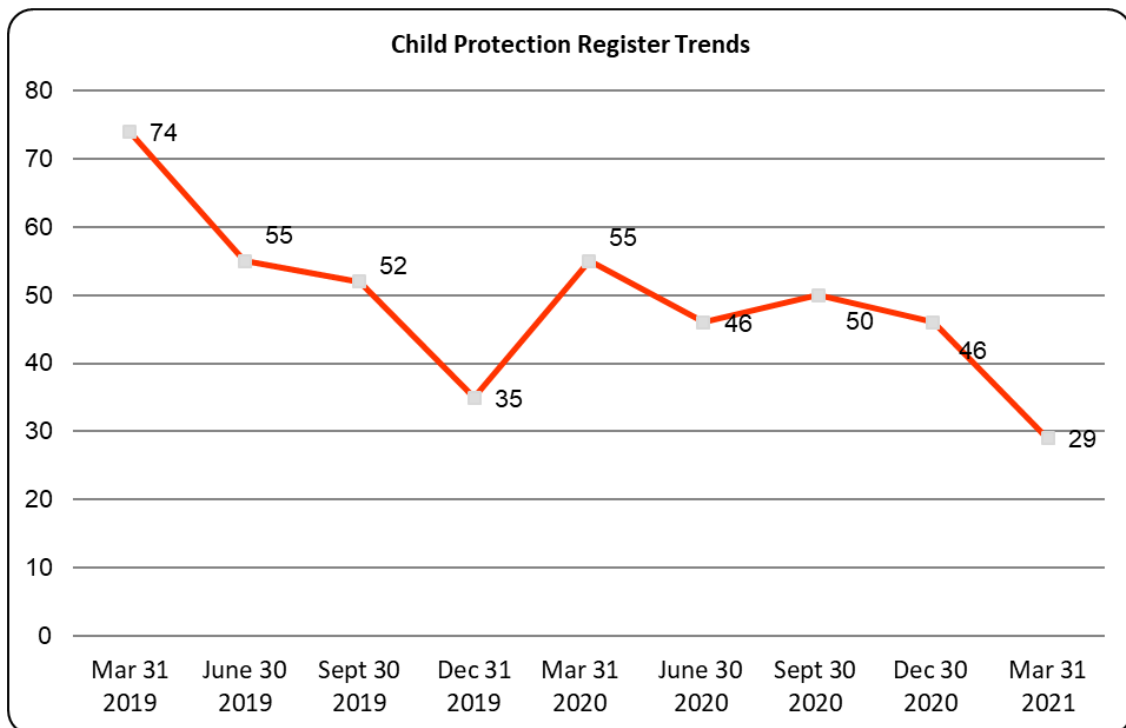
1 (4%) CPC identified a physical/sensory disability, 0 (0%) behaviour problems were reported in CPC's.

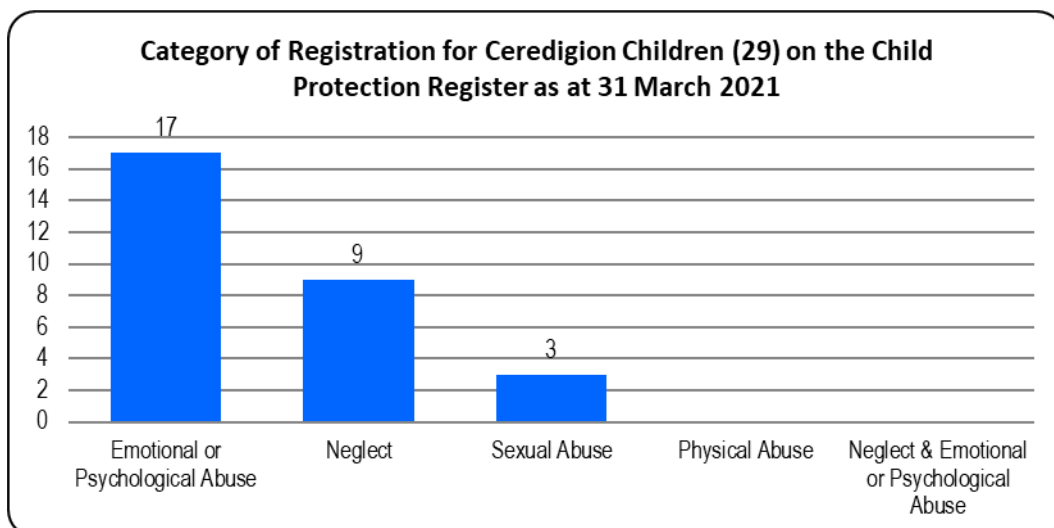
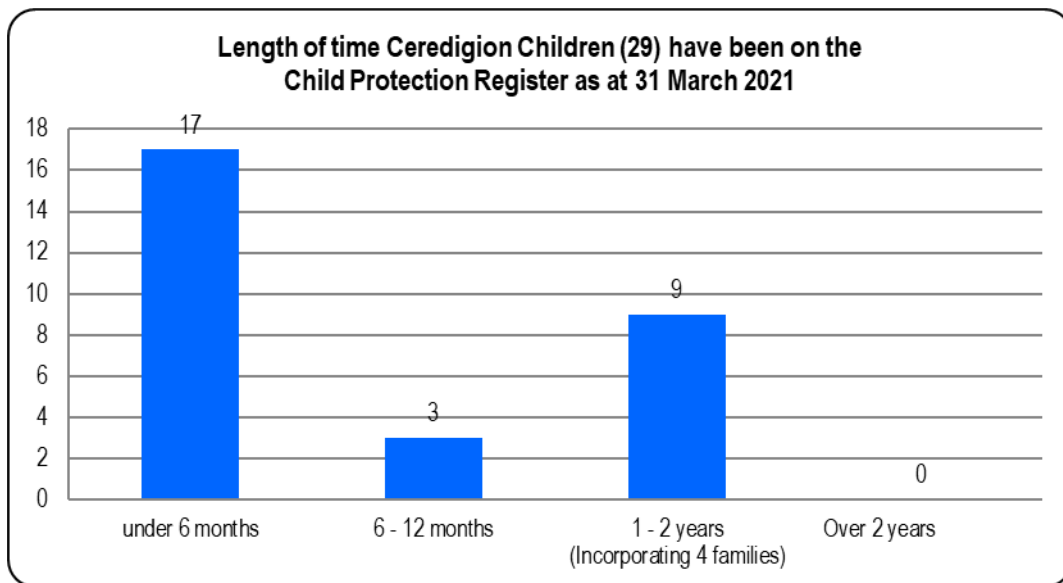
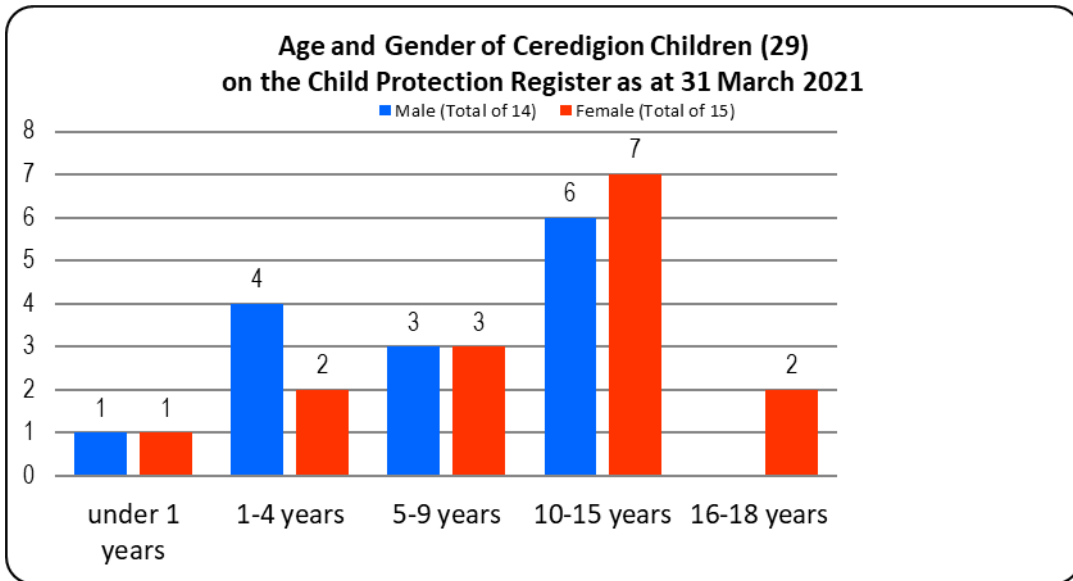
4 (18%) CPCs identified that the young persons had speech/language difficulties; with 0 (0%) CPC informed that the children had been excluded from school.

SECTION 6: Child Protection Register

The following table and chart provides the register data and trends at the end of each quarter commencing with the most recent quarter.

Child Protection Register (CPR)	No of Ceredigion children registered on the CPR	No of Ceredigion Families registered on CPR	No of children temporarily registered on CPR	No of families temporarily registered on CPR	Total no. of all children registered on the CPR	Total no. of all families registered on the CPR	Total no of Ceredigion children on CPR Looked After
March 31 st 2021	29	16	12	6	41	22	5
Dec 31 st 2020	46	24	7	5	53	29	5
Sept 30 th 2020	50	22	4	3	54	25	1
June 30 th 2020	46	24	4	2	50	26	4
March 31 st 2020	55	26	10	4	65	30	2
Dec 31 st 2019	35	20	12	5	47	25	3
Sept 30 th 2019	52	27	7	3	59	30	4
June 30 th 2019	55	31	10	5	65	36	3
March 31 st 2019	74	40	4	3	78	44	5
Dec 31 st 2018	53	32	2	2	55	34	4
Sept 30 th 2018	58	36	9	7	67	43	3
June 30 th 2018	54	31	9	6	63	37	6





WG Measure 28 - The average length of time for all children who were on the Child Protection Register:

This Measure asks for the average length of time in calendar days on the register for all children who were de-registered during the quarter	Jan-Mar	244.1
--	---------	-------

	Jan-Mar 2021	Oct-Dec 2020	July-Sept 2020	April-June 2020	Jan-Mar 2020	Oct-Dec 2019	July-Sept 2019	April-June 2019	Jan-Mar 2019
Rate per 10,000 Children under 18	23	36	39	36	42	27	40	42	57

WG Measure 27 – The number of re-registrations of children on Local Authority Child Protection Registers within the year

Initial Conferences	Jan-Mar 2021	Oct-Dec 2020	July-Sept 2020	April-June 2020	Jan-Mar 2020	Oct-Dec 2019	July-Sept 2019	April-June 2019
Number of Children previously on the register and deregistered within last 12 months	0	0	0	0	0	1	5	1

Analysis

There was a considerable decrease in the number of children on the Register during this period. 24 Children were deregistered, which consisted of 1 family with 5 children, 1 family with 4 children, 1 family with 3 children, 4 families with 2 children and 4 families with one child. However 7 Children were registered at Initial Child Protection Conferences. The number of children in these families consisted of 1 family with 3 children and 2 families with 2 children.

The highest category of registration is emotional abuse and neglect which reflects domestic abuse as one of the greatest risk factors.

The majority of children are on the Register for a period of up to 6 months.

The number of girls on the Register has overtaken the number of boys.

The biggest age category of registration remains at 10-15yrs.

SECTION 7: Child Protection Strategy Meetings held under Part 4 and Part 5 of the All Wales Child Protection Procedures

There were 21 children referred and in total there were 31 strategy meetings held in the quarter.

Strategy Meetings were held in relation to 2 Ceredigion Looked After Children and 1 other Local Authority Looked After Child.

1 Ceredigion Looked After Children placed out of county was reported to be the subject of Child Protection Enquiries within the placement area.

Category of Child Protection Strategy Meeting (Specific Circumstances)	January Meetings held	February Meetings held	March Meetings held	Total number of cases
Risk of child exploitation	5	5	4	11
Concerns regarding sexually harmful behaviour	1	0	2	2
Concerns regarding a young person going missing from home	1	1	2	4
Professional Concerns	3	2	5	9
Total number of meetings	10	8	13	
Total number of cases discussed in this quarter				26

ADRAN/SECTION 8: Multi Agency Child Exploitation Management Meetings

New Case / Review	Exit / Remain in MACSE	Male / Female	Age	At home / in care	CPR	Date of meeting	Agency Attendance
R	R	F	16	H	Y	12.02.21	CFAST, Coleg, Police, YJPS
R	E	F	14	H	Y	02.03.21	CFAST, Police, Learning Services
R	E	F	15	C	N	16.03.21	CFAST, Police, Learning Services, Health
N	R	F	13	H	N	06.01.21	CFAST, Police, Learning Services, TAF, Health
N	E	F	17	H	N	06.01.21	CFAST, Police, Learning Services, Health
N	R	F	16	H	N	08.01.21	CFAST, Police, Learning Services, YJPS, Health
N	R	F	13	H	N	08.01.21	CFAST, Police, Learning Services, Health
N	R	M	17	H	N	14.01.21	CFAST, Police, YJPS, Coleg, Housing
N	R	M	15	H	N	09.02.21	CFAST, Police, Learning Services, YJPS, TAF
N	E	F	17	H	N	12.02.21	CFAST, Police, Coleg
N	R	F	16	H	Y	05.03.21	CFAST, Police, CAMHS, Housing
N	R	F	15	H	N	12.03.21	CFAST, Police, Learning Services, Health, TPA
N	R	M	15	H	N	24.03.21	CFAST, Police, Learning Services, Health, YJPS, TAF

There were 10 new cases that came into MACE in Quarter 4 and 3 review cases. Of these 10 were female aged 13 – 17 years and 3 were male aged 15 – 17 years and 3 are on the CP Register.

SECTION 9: Annual Summary Report

1st April 2020 to 31st March 2021		
Child Protection Strategy Discussions/Meetings		Comparative data for previous year
Strategy Discussions / Meetings	378	335
Strategy Meetings (Part 4 and 5)	105	70
Child Protection Referral Outcomes		
Number of Initial CP Conferences (excluding transfer and pre-birth conferences)	31	31
Initial Pre Birth CP Conferences	5	-
Transfer CP Conferences	1	2
Total Initial CP Conferences(including transfer and pre-birth conferences)	37	33
Total number of children discussed at Initial CP Conferences	61	69
Total number of children's names placed on the Child Protection Register (including at birth)	52	61
Total number of children subject to Initial CP Conference not registered	9	8
Initial CP Conference where children had been previously on the Register and had been deregistered within last 12 months	0	7
Review CP Conference Outcomes		
Total No of Review CP Conferences	70	82
Total No of children reviewed	142	151
Names de-registered from the CP Register	78	81
Number of Children and Families subject of Child Protection Conferences		
Number of Children	115	142
Number of Families	59	72

SECTION 10: Police Marac Report

January -

Overall number of cases met MARAC criteria	237 cases				
Number of cases reviewed and resulted at MRE (MARAC Repeat/Escalation) review stage.	131 cases reviewed 99 cases resulted				
Overall number of cases dealt with at Daily Discussion.	138 cases discussed 125 cases resulted				
Cases through to MARAC	13 cases				
Percentage of cases	41.8% resulted at MRE review 52.8% resulted at DD 5.5% through to MARAC				
Divisional breakdown of case numbers	Carmarthenshire - 85 Pembrokeshire – 87 Ceredigion – 27 Powys – 38				
No of children in the household	Total – 291 Carmarthenshire - 110 Pembrokeshire – 41 Ceredigion – 101 Powys – 39				
	Resulted at MRE	Resulted at DD	MARAC	Time Saved going to MARAC (*average 10min a case)	
Carmarthenshire	30	50	5		13hrs 30min
Pembrokeshire	45	41	1		14hrs 30min
Ceredigion	14	11	2		4hrs 10min
Powys	10	23	5		5hrs 50min

February –

Overall number of cases met MARAC criteria	225 cases			
Number of cases reviewed and resulted at MRE (MARAC Repeat/Escalation) review stage.	106 cases reviewed 64 cases resulted			
Overall number of cases dealt with at Daily Discussion.	169 cases reviewed 139 cases resulted			
Cases through to MARAC	22 cases to MARAC			
Percentage of cases	28.4% resulted at MRE review 61.7% resulted at DD 9.7% through to MARAC			
Divisional breakdown of case numbers	Carmarthenshire - 95 Pembrokeshire – 68 Ceredigion – 18 Powys – 44			
No of children in the household	Total – 220 Carmarthenshire - 82 Pembrokeshire – 76 Ceredigion – 13 Powys – 49			
	Resulted at MRE	Resulted at DD	MARAC	
Carmarthenshire	28	58	9	
Pembrokeshire	21	43	4	
Ceredigion	7	10	1	
Powys	8	28	8	

March –

Overall number of cases met MARAC criteria	277 cases			
Number of cases reviewed and resulted at MRE (MARAC Repeat/Escalation) review stage.	155 reviewed 122 resulted			
Overall number of cases dealt with at Daily Discussion.	155 discussed 129 resulted			
Cases through to MARAC	26 through to MARAC			
Percentage of cases	44.0% resulted at MRE review 46.5% resulted at DD 9.4% through to MARAC			
Divisional breakdown of case numbers	Carmarthenshire - 105 Pembrokeshire – 80 Ceredigion – 41 Powys – 51			
No of children in the household	Total – 269 Carmarthenshire - 108 Pembrokeshire – 78 Ceredigion – 35 Powys – 48			
	Resulted at MRE	Resulted at DD	MARAC	
Carmarthenshire	43	54	8	
Pembrokeshire	44	31	5	
Ceredigion	17	17	7	
Powys	18	27	6	

SECTION 11: Learning Services

ADRODDIAD LOG GWASANAETHAU YSGOLION

BWLIAN / BULLYING

Mae data bwlio yn parhau I gael eu gasglu yn dymhorol ym mhob cyfarfod Llywodraethol yr ysgolion. Gweler isod, data a gasgwlyd yn nhymor y Gwanwyn 2021 am ddigwyddiadau bwlio y tymor blaenorol sef tymor yr Hydref 2020.

Bullying data is collected by all schools during Governing Body meetings on a termly basis. Please see below data collected for the Autumn term 2020, which was collected during the previous Spring term 2021.

Math o Fwlian	Gwanwyn 2020 / Spring 2020	Haf 2020 / Summer 2020	Hydref 2020 / Autumn 2020
Gallu / Ability	2	2	1
Oedran / Age	1	0	0
Edrychiad / Appearance	8	5	5
Biffonig / Biphobic	0	0	0
Anabledd / Disability	0	1	0
Rhyw / Gender	2	0	0
Homoffonig / Homophobic	0	0	0
Plentyn syn Derbyn Gofal / Looked after Child	0	0	0
Di-ddeuaidd / Non Binary	0	0	0
Beichiogrwydd neu Famolaeth / Pregnancy or Maternity	0	0	0
Hiliol / Racial	2	0	3
Crefydd neu Gred / Religion or Belief	0	0	0
Rhywiol / Sexual	0	0	0
Trawsffonig / Transphobic	0	0	0

Gofalwr Ifanc / Young Carer	0	0	0
E Ddiogelwch / E-safety	7	1	1
Eraill / Other	21	1	8
Cyfanswm / Total	43	10	18

Conflict between friends has also been included in the recordings by Schools. These types of behaviours would not usually fall within the definition of bullying, however most Schools document these under the 'other' category in the feedback form.

HYFFORDDIANT / TRAINING

Mae hyfforddiant Diogelu ac Amddiffyn Plant lefel 1 ar rhaglen e-ddysgu yn unig, dyma'r nifer o staff sydd wedi cwblhau yr hyfforddiant hyn drwy cyfnod chwarter 4. Yn ogystal, mae'r niferoedd o staff sydd wedi cwblhau lefel 2 Amddiffyn Plant yn rhithiol hefyd wedi ei ychwanegu yn ystod y cyfnod hwn.

Level 1 Safeguarding and Child Protection training is only available as an e-learning programme, below is the number of staff who have completed the training during the quarter 4 period. In addition, the number of staff who have completed the level 2 Child Protection training virtually during this period, is also noted below.

Lefel 1 / Level 1	360
Lefel 2 / Level 2	132 (93 CCC staff / 39 external)

VAWDASV

Mae yna 90 o staff wedi cwblhau hyfforddiant VAWDASV ar-lein yng nghyfnod chwarter 4.

90 members of staff have completed the online VAWDASV training between the quarter 4 period.

PROMOTING FAMILY STABILITY AND RELATIONSHIP QUALITY WEBINAR

On Thursday 25th March, the above named webinar was held virtually for Ceredigion staff. It was a multi-agency approach, working collaboratively with Billy Goodfellow (Tim Teulu), Kizzie Garner-Hughes (Children's Services/Education), Michelle Pooley (WWDAS) and Emma Williams (Family law Solicitor). The objectives of the session was to;

To introduce focus on family stability and relationship quality

To enable practitioners to recognise and prioritise conversations about the difficulties of relationships

To enable practitioners to access mediation, couple counselling or other support

To learn about children's needs and how conflict between parents impacts those needs being met.

Initially this was planned to take place in March 2020, however due to covid, this was postponed. The reason behind identifying the need to present this information, was due to the high number of issues being raised and identified in relation to parental conflict, and it's effect on School settings and Family support agencies etc. Michelle Pooley also then explored with participants, the differentiation of conflict and abusive behaviours.

20 persons attended the event, which was a morning session only. The audience consisted of School based staff, Inclusion Officers and Family Support Workers. Positive feedback was received.

ADDYSG DDEWISOL GARTREF / ELECTIVE HOME EDUCATION

<p>Nifer o blant yr ydych yn ymwybodol ohonynt sydd yn cael eu haddysgu'n ddewisol gartref / <i>Number of children that you are aware of that are Electively Home Educated (EHE)</i></p>	<p>Nifer o blant EHE sy'n hysbys i'r Awdurdod Lleol sydd wedi cael cynnig ymweliad blynyddol yn ystod y 12 mis diwethaf / <i>Number of EHE children known to the Local Authority that have been offered an annual visit in the last 12 months</i></p>	<p>Canlyniad / <i>Outcome</i></p>
<p>258</p>	<p>80</p>	<p>Virtual meetings/phone calls – 41 Declined – 21 No response -18 – consideration for home visit / letter sent for update on education provision</p>

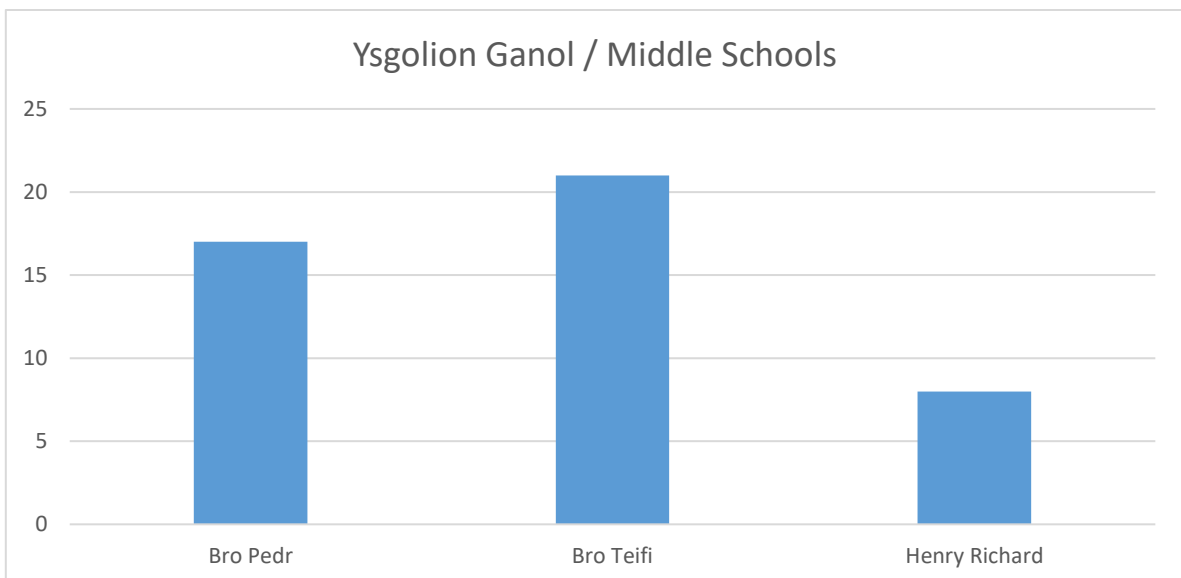
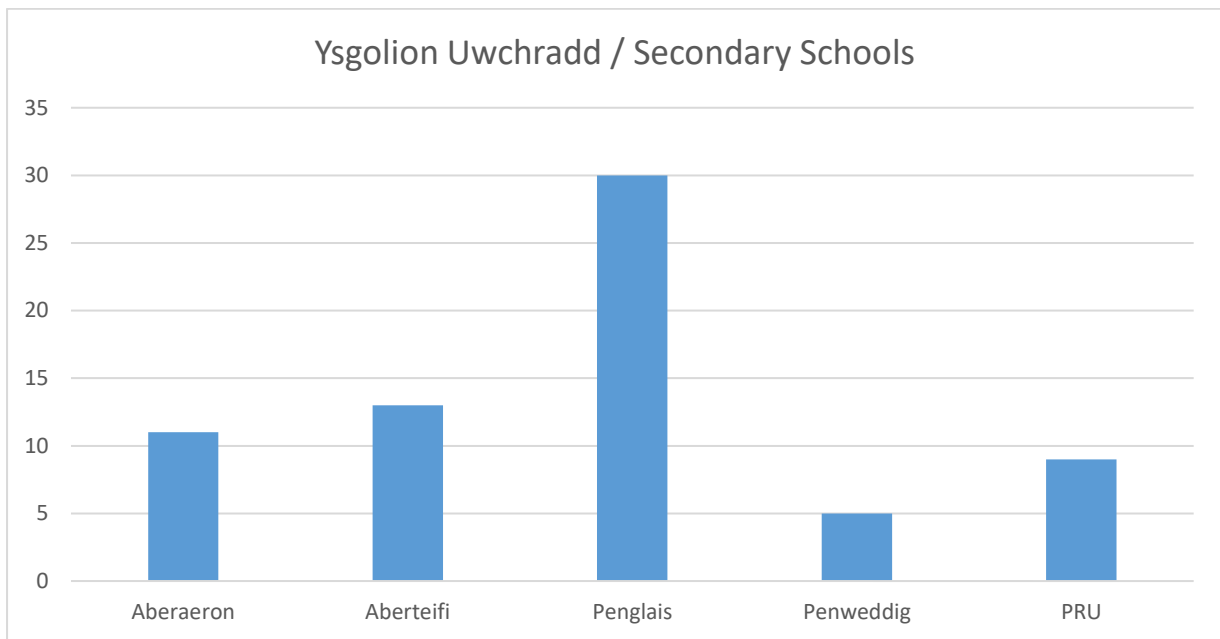
PLANT MEWN GOFAL / LOOKED AFTER CHILDREN

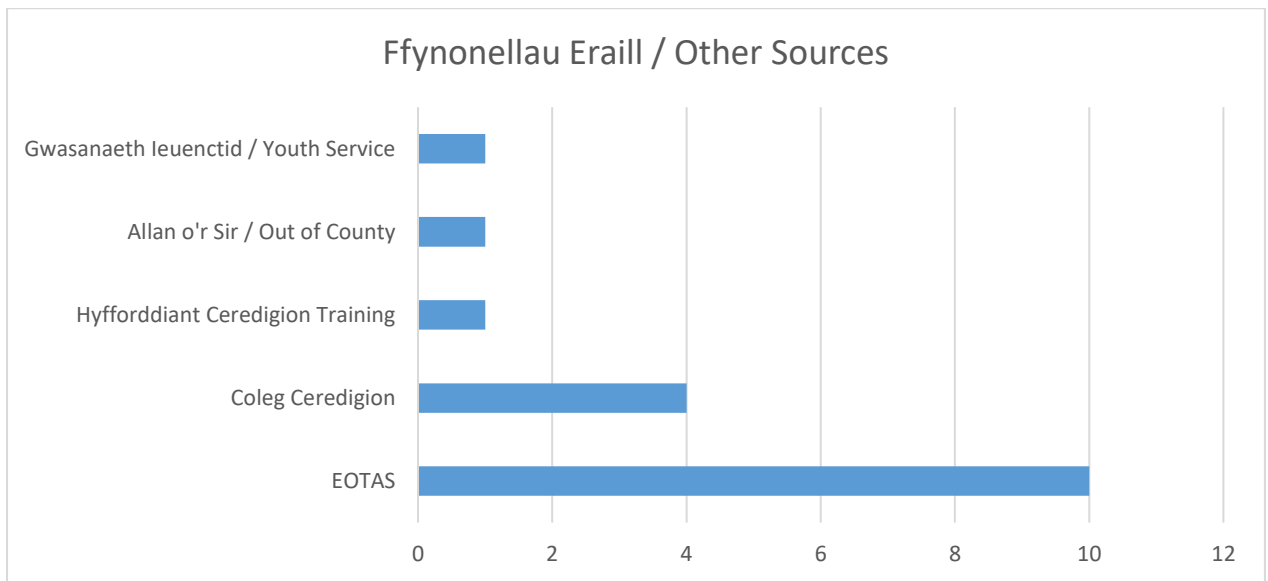
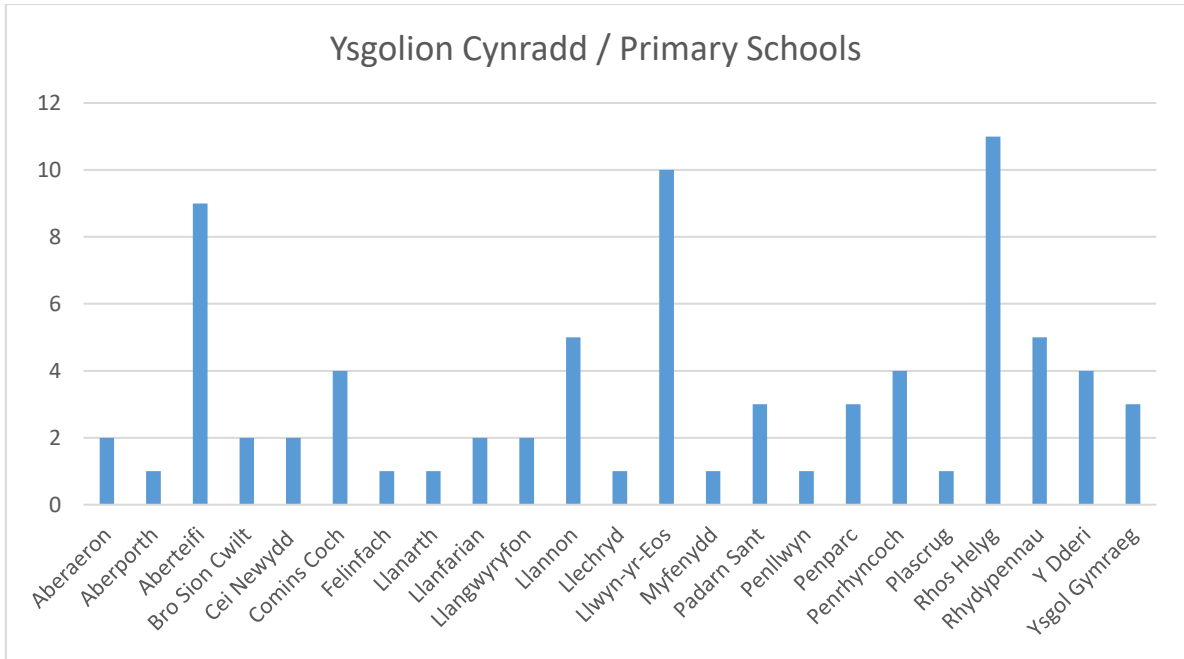
<p>Plant mewn gofal yng Ngheredigion o oedran ysgol statudol / <i>Looked after children in Ceredigion of statutory school age</i></p>	<p>Ionawr / January – 42 Chwefror / February – 43 Mawrth / March – 45</p>
<p>Plant mewn gofal allan o'r Sir o oedran ysgol statudol / <i>Looked after children placed out of County of statutory school age</i></p>	<p>Ionawr / January – 13 Chwefror / February – 13 Mawrth / March – 13</p>
<p>Plant mewn gofal o Siroedd eraill o oedran ysgol statudol / <i>Looked after children from other Local Authorities of statutory school age</i></p>	<p>Ionawr / January – 34 Chwefror / February – 35 Mawrth / March - 37</p>

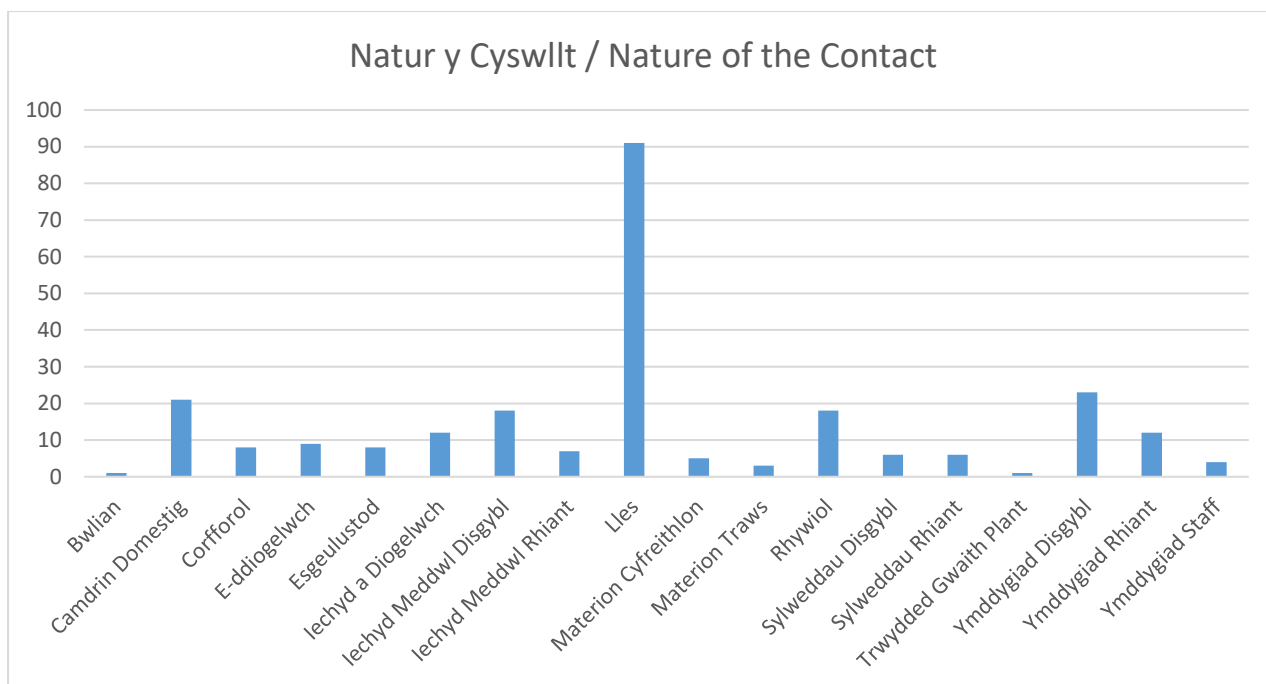
CYSWLLT YSGOLION / SCHOOL CONTACTS

Gweler isod, y rhifau a natur y cyswllt a dderbyniwyd o ysgolion / sefydliadau dysgu yn ystod cwarter 4.

Please see below the number of contacts received from schools/learning establishments and their nature, during the period of quarter 4.





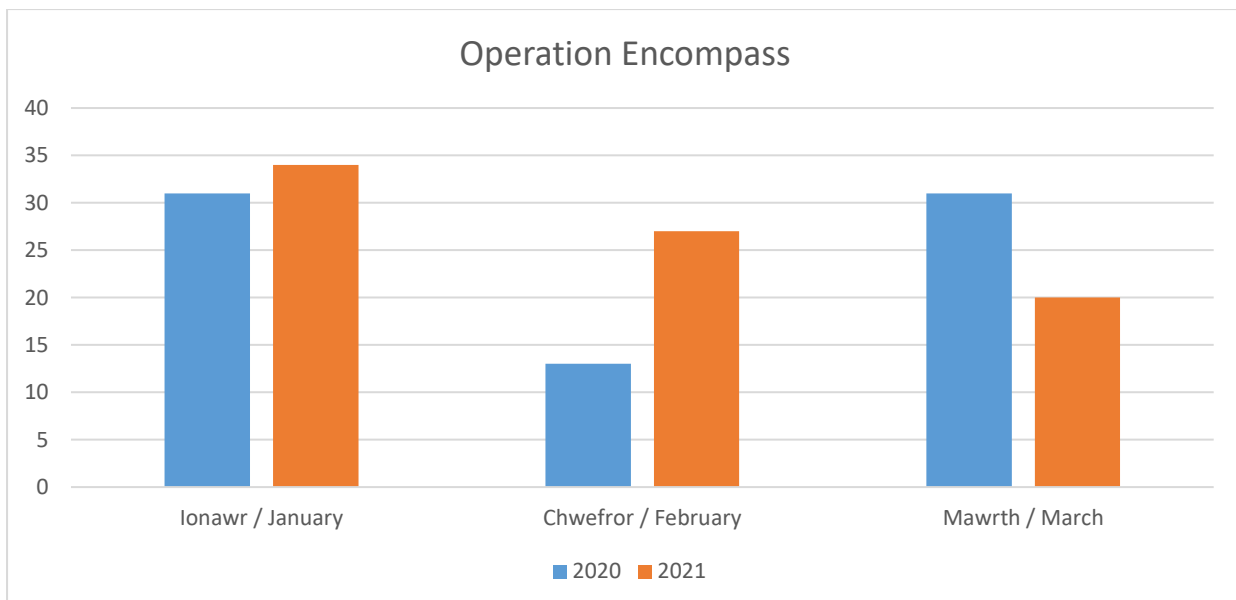


Oherwydd fod niferoedd fawr o rhesymau cyswllt, maen't wedi crynhoi mewn l'r grwpiau isod, er mwyn medru darllen yn fwy glir ar y siart.

Due to the large amount of reasons given for contact, some have been grouped together as noted below, in order for the information to be presented more clearly on the chart.

Arf / Weapon	
Cais am wybodaeth / Request for Information	
Camdrin Domestig / Domestic Abuse	
Corfforol / Physical	
E-ddiogelwch / E-Safety	Gan gynnwys cam ddefnydd ffon symudol/rhyngwryd. Danfon negeseuon/lluniau/fideo anwedus. / Which also includes misuse of mobile phones/internet. Sending inappropriate messages, photos, videos.
Esgeulustod / Neglect	Gan gynnwys amodau cartref, materion ariannol, goruchwyliaeth. / Which also includes home conditions, financial issues and supervision.
Gofal / Care	
Iechyd a Diogelwch / Health and Safety	
Iechyd Meddwl Disgybl / Pupil Mental Health	Gan gynnwys camdriniaeth emosiynol / Which also includes Emotional abuse.
Iechyd Meddwl Rhiant / Parent Mental Health	
Lles / Wellbeing	Gan gynnwys plant ar goll, presenoldeb, tor perthynas, galar, gofalwyr ifanc, cyswllt cyfnod clo, materion cyswllt rhwng rhieni / Which also includes missings, attendance, relationship

	<i>breakdown, young carers, contact difficulties during lockdown, contact issues between parents.</i>
Materion Cyfreithlon / <i>Legal Matters</i>	
Prevent	
Rhywiol / <i>Sexual</i>	Gan gynnwys perthnasau amhriodol ag egsbloetio plant yn rhywiol / <i>Which also includes inappropriate relationships and Child Sexual Exploitation.</i>
Sylweddau Disgybl / <i>Pupil Substances</i>	Gan gynnwys cyffuriau ag alcohol / <i>Includes Alcohol and Drugs misuse.</i>
Sylweddau Rhiant / <i>Parent Substances</i>	Gan gynnwys cyffuriau ag alcohol / <i>Includes Alcohol and Drugs misuse.</i>
Materion Traws / <i>Trans Matters</i>	
Ymddygiad Disgybl / <i>Pupil Behaviour</i>	
Ymddygiad Rhiant / <i>Parent Behaviour</i>	Gan gynnwys materion parthed rhieni yn y carchar / <i>Which includes incarceration.</i>
Ymddygiad Staff / <i>Staff Conduct</i>	Gan gynnwys unrhyw gwynion/sylwadau parthed ymddygiad aelodau o staff ysgolion a/neu sydd yn gysylltiedig ag ysgolion Ceredigion. / <i>Which includes any complaints or comments regarding staff behaviour or conduct, who is a member of teaching staff or associated with a Ceredigion school.</i>



SECTION 12: Health



Hywel Dda University Health Board Safeguarding Report to the Local Operational Groups

Qtr 4 2020 / 21

This report informs the Local Operational Groups of updates on safeguarding developments in Hywel Dda University Health Board during quarter 4, 2020-21.

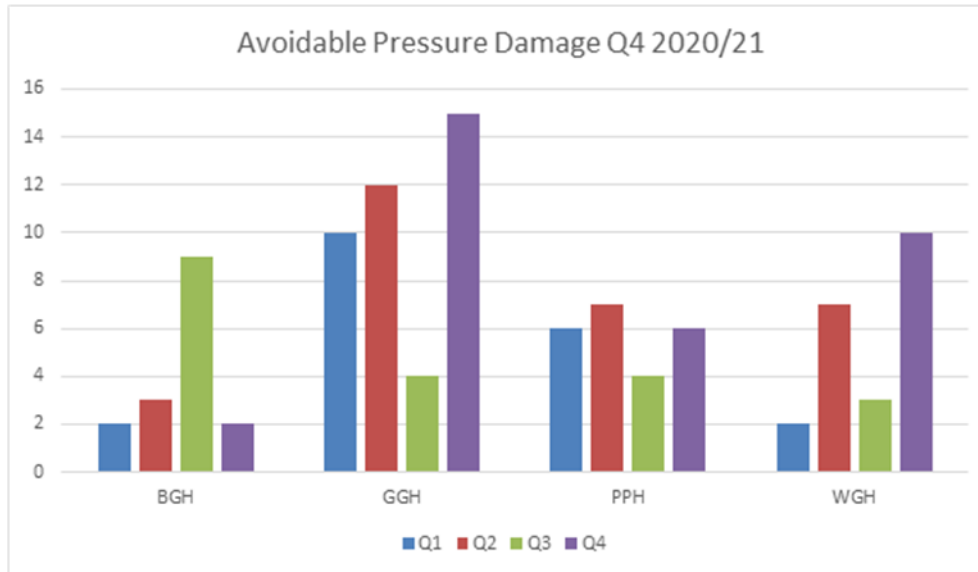
Adult Safeguarding

Quarter 4 2020/21 Acute Hospital Avoidable Pressure Damage Audit

The number of avoidable cases of pressure damage incidents across the all 4 sites in Q4 is a total of 33 avoidable cases. This was an increase from 19 cases in quarter 3 2020/21 and in part is a result of extra scrutiny meetings to discuss cases from postponed meetings at the end of Q3.

20 reported cases were grade 1 or 2, these grades would not have been reported to safeguarding prior to the SSWBWA, 12 were recorded as Suspected Deep Tissue Injury (SDTI) and 1 unstageable. This means that the practitioner was unable to grade at the time and they were lost to follow up. This may be because the patient was in last stages of life and died before the nature of the damage became apparent, or the person moved from within the Health Board catchment area. It is not uncommon for pressure damage to be reported as SDTI, but within a few days it is apparent that it is a grade 1 or 2.

Prior to the SSWBWA, the 1 unstageable case would have been referred to safeguarding and potentially some from the SDTI group.



Avoidable Pressure Damage Audit 2019-20

In agreement with partners, the Health Board has conducted an audit to demonstrate that the scrutiny process occurring within the Health Board provides a robust and effective means of capturing the unavoidable and avoidable pressure damage reported via Datix, also to evidence that learning has taken place from the actions produced.

A summary of the recommendations from the audit are as follows.

- The Health Board should review the approach to the scrutiny process and documentation to ensure consistency across all services and provide assurance of robust learning. Electronic storage of evidence of learning, needs to be considered in terms of where it is stored as it provides the organisational memory for the Health Board.
- A regular audit of scrutiny should continue in acute services to ensure the process remains robust and learning is evidence effectively.
- To share the learning from this audit with community nursing services to further embed consistency processes related to pressure damage scrutiny.

Detail of the audit is embedded below.



Pressure damage
audit Narrative 2020

Safeguarding Children

Audits

The team has audited compliance with FGM recognition and reporting and also processes for Sharing Safeguarding Information in Pregnancy. The Head of Midwifery is reviewing the results and recommendations to form an action plan for the service.

Midwifery services have drafted a Concealed Pregnancy Guideline. This is being reviewed against the published CPR, CYSUR 6/2018 to provide assurance of compliance against the relevant recommendation.

VAWDASV

In recognition of the autonomy, authority and accountability needed to participate in the VAWDASV agenda nationally, regionally and locally we have appointed a Lead VAWDASV and Safeguarding Practitioner to the corporate safeguarding team from within existing resource.

NHS Wales Safeguarding Maturity Matrix

NHS Trusts and Health Boards in Wales are required to carry out a self-assessment against the NHS Safeguarding Maturity Matrix.

The self-assessment for 2021 will be undertaken via the Safeguarding Delivery Groups and collated to formulate the wider HDUHB improvement plan. This will be submitted to the NHS Safeguarding Network in September 2021 and subject to peer review



PHW Safeguarding
Maturity Matrix 2020

Once for Wales Management System – Safeguarding Function

Further to previous updates, a safeguarding report form has been designed for use in the system with the intention this would generate a good quality safeguarding electronic report form directly to Local Authorities. The concept behind the form was presented to the Regional Safeguarding Board Chairs and Business Unit Managers on 5th May 2021 by the national project leads. Next steps are to mock up a child and adult report form for Board Chairs to see and discuss next steps in terms of local / regional pilots with Health Board partners. We are keen in Hywel Dda University Health Board to engage our three Local Authorities in such a pilot.

Mandy Nichols-Davies
Head of Safeguarding
13th May 2021

SECTION 13: S-CAMHS

CEREDIGION
CWMPAS LOCAL OPERATIONAL GROUP

Performance Management Report – Safeguarding Adults

Quarter: 4

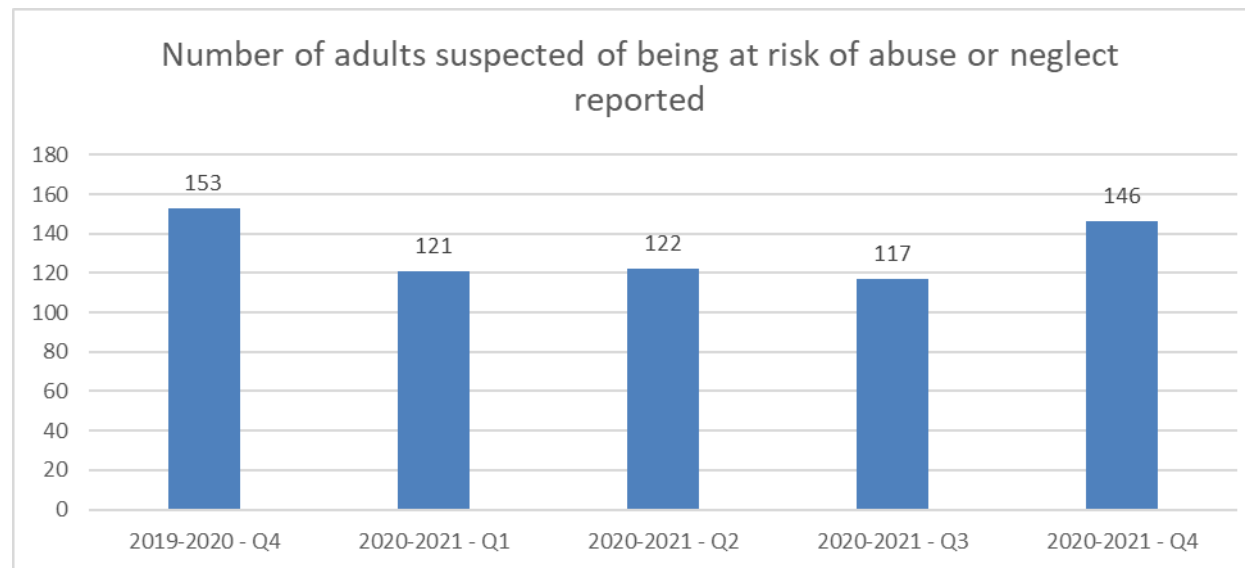
1.1.21 – 31.3.21

Adult Safeguarding Annual Summary Report	
Number of Strategy Discussion Meetings	121
Number of Adult Initial Strategy Meetings	31
Number of Adult Review Strategy Meetings	21
Number of Professional Concerns Meetings	34
Number of Professional Concerns Further Meetings	9

DATA RETURNS EVIDENCE Q4 2020-2021

Adults

2019-2020 - Q4	153
2020-2021 - Q1	121
2020-2021 - Q2	122
2020-2021 - Q3	117
2020-2021 - Q4	146



There has been an increase in the number of adults reported at risk since Quarter 3, with an increase from 117 adults in Quarter 3 to 146 in Quarter 4 which approximately reflects the number of adults reported to be at risk in Quarter 4 of 2019-2020.

During the period from Quarter 1 to the end of Quarter 3, there was a marked decrease in the number of adults at risk reported but there has been an increase in Quarter 4. These figures seem to be a reflection of the decrease in the amounts of reports received when due to COVID restrictions, society was in lockdown with there been an increase then in reports received when restriction started to be lifted.

Reports - Month

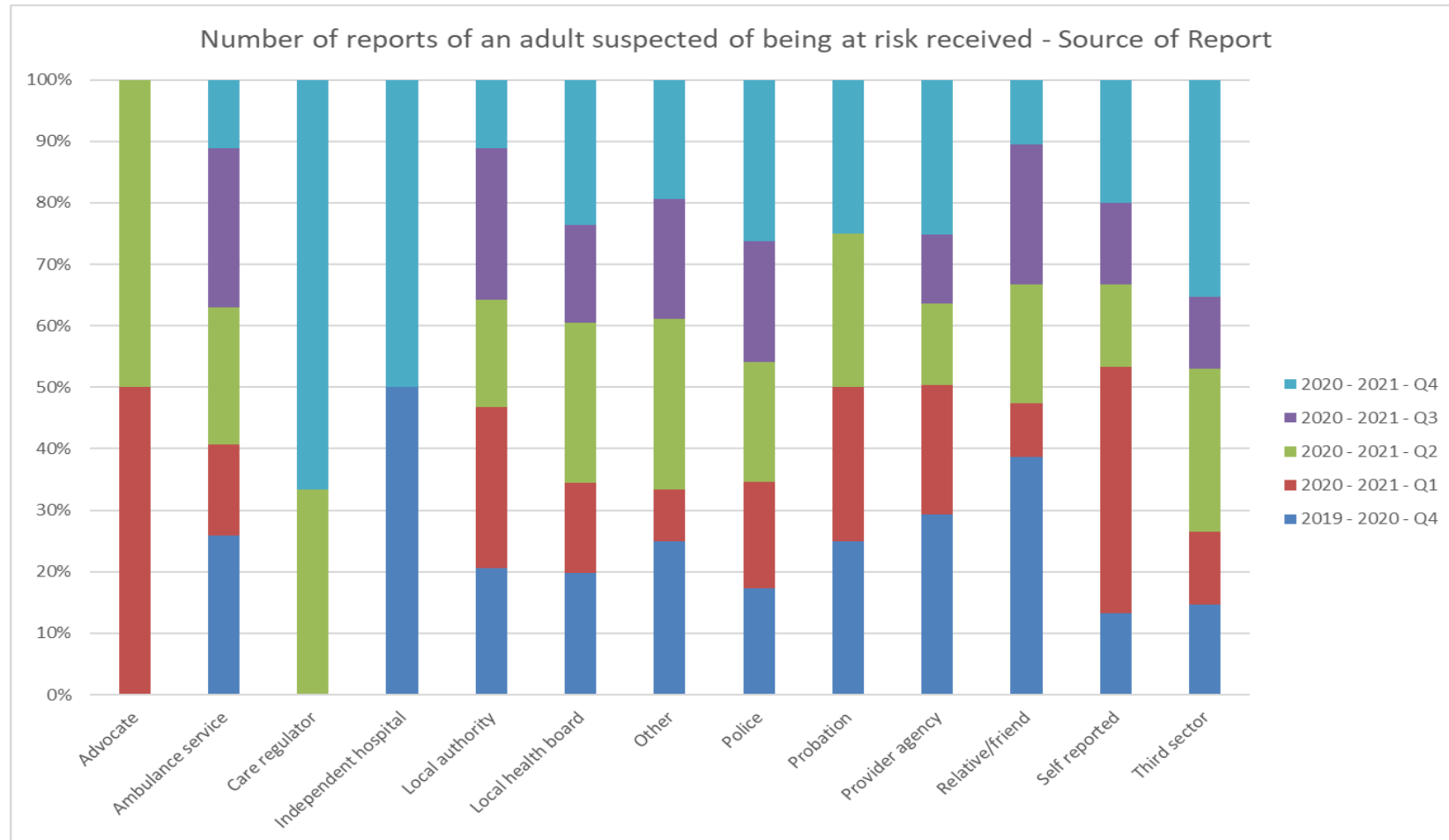
Row Labels	Count of Assessment ID
2019 - 2020 - Q4	169
Jan	60
Feb	44
Mar	65
2020 - 2021 - Q1	133
Apr	51
May	41
Jun	41
2020 - 2021 - Q2	149
Jul	54
Aug	52
Sep	43
2020 - 2021 - Q3	131
Oct	45
Nov	44
Dec	38
2020 - 2021 - Q4	157
Jan	38
Feb	67
Mar	52
Grand Total	739



The number of reports received have increased in Quarter 4 from the three previous quarters, with a steep increase in referrals in March of this year, and this is comparable with the increase in reports received in March of Q4 2019-2020. It seems that we have begun to return to the number of reports received prior to the commencement of the COVID 19 pandemic and prior to the enforcement of the lockdown situation.

Reports - Month

Count of Assessment ID	Column Labels					Grand Total
Row Labels	2019 - 2020 - Q4	2020 - 2021 - Q1	2020 - 2021 - Q2	2020 - 2021 - Q3	2020 - 2021 - Q4	Grand Total
Advocate		1	1			2
Ambulance service	7	4	6	7	3	27
Care regulator			1		2	3
Independent hospital	1				1	2
Local authority	26	33	22	31	14	126
Local health board	31	23	41	25	37	157
Other	9	3	10	7	7	36
Police	23	23	26	26	35	133
Probation	1	1	1		1	4
Provider agency	42	30	19	16	36	143
Relative/friend	22	5	11	13	6	57
Self reported	2	6	2	2	3	15
Third sector	5	4	9	4	12	34
Grand Total	169	133	149	131	157	739



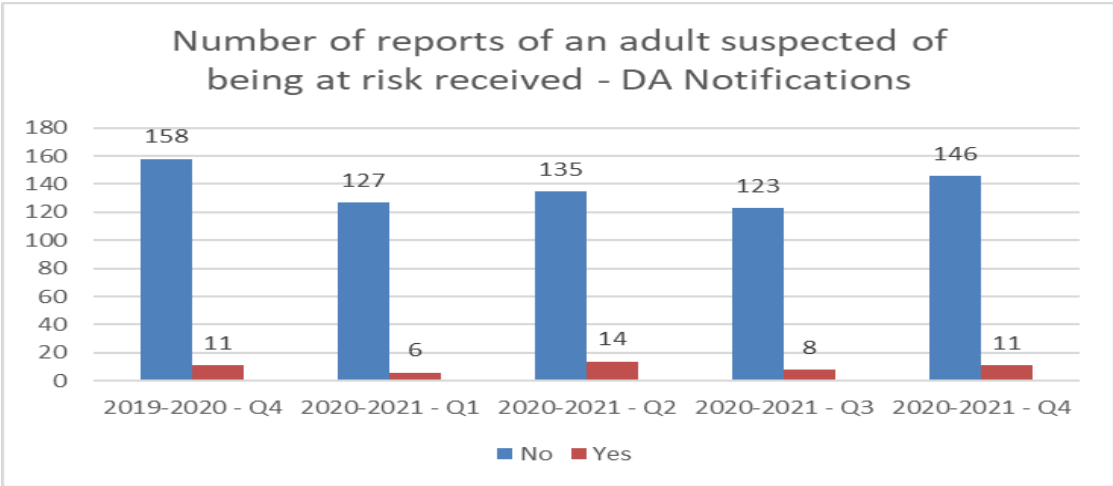
The Local Health Board is the main source of reports in Quarter 4, followed by Provider agencies and then the Police, compared with Quarter 3 where the Local Authority was the main source of reporting, followed by the Police and then the Local Health Board. This quarter, there has been a significant increase in the number of reports received from Provider agencies compared to previous quarters. This quarter we have received an increase number of reports in relation to concerns in care homes and in terms of domiciliary care support about pressure areas, the management of medication, thefts undertaken by professional care staff and reports of concerns about the misuse or non-use of PPE.

Report Source Police

Reports

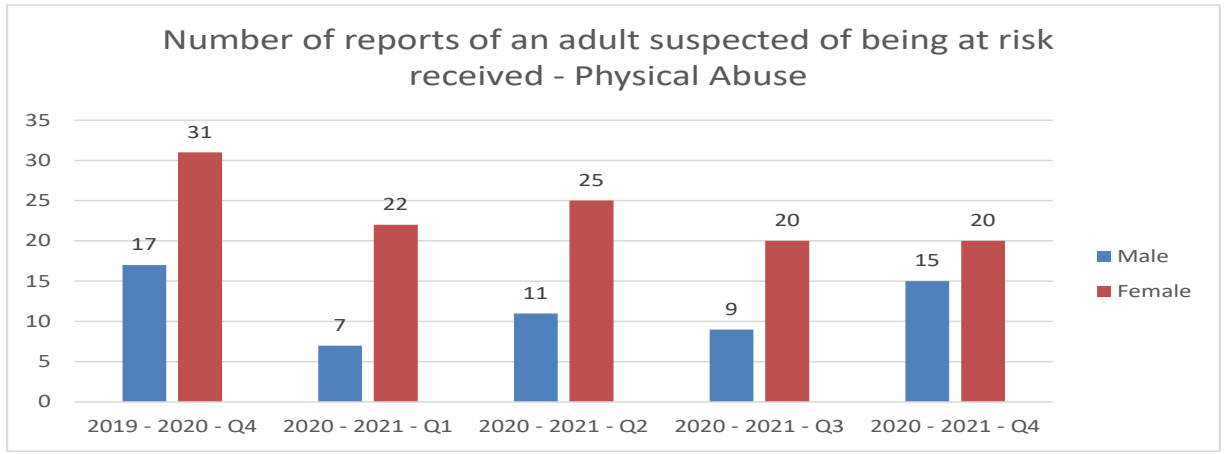
Count of Assessment ID	Column Labels		Grand Total
Row Labels	No	Yes	Grand Total
2019 - 2020 - Q4	12	11	23
2020 - 2021 - Q1	17	6	23
2020 - 2021 - Q2	12	14	26
2020 - 2021 - Q3	18	8	26
2020 - 2021 - Q4	24	11	35
Grand Total	83	50	133

Period	No	Yes
2019-2020 - Q4	158	11
2020-2021 - Q1	127	6
2020-2021 - Q2	135	14
2020-2021 - Q3	123	8
2020-2021 - Q4	146	11



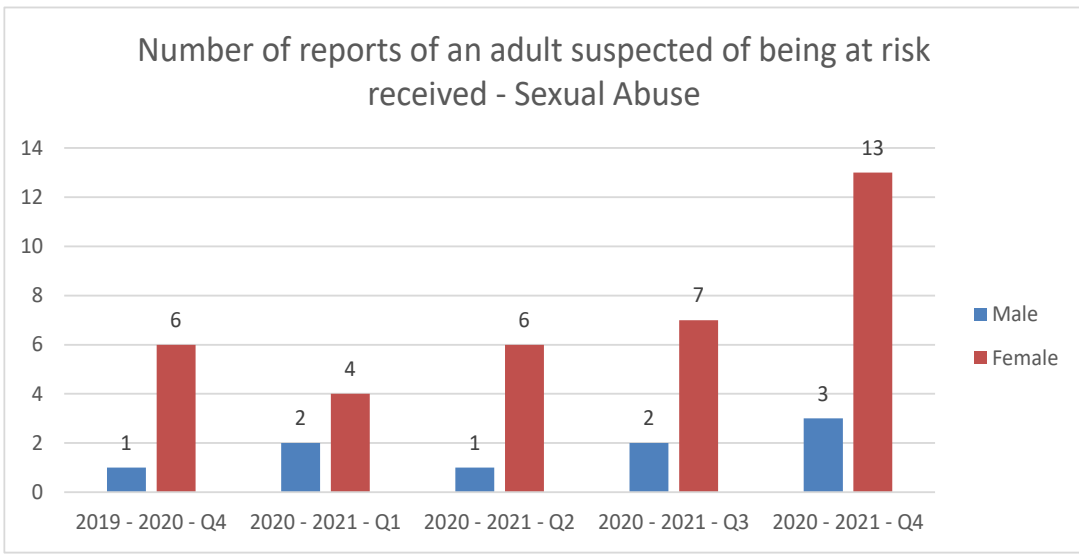
Above is the number of domestic notifications received.

Physical		Yes		
Physical				
Count of Assessment				
ID	Column Labels			
Row Labels	Male	Female	Grand Total	
2019 - 2020 - Q4	17	31	48	
2020 - 2021 - Q1	7	22	29	
2020 - 2021 - Q2	11	25	36	
2020 - 2021 - Q3	9	20	29	
2020 - 2021 - Q4	15	20	35	
Grand Total	59	118	177	



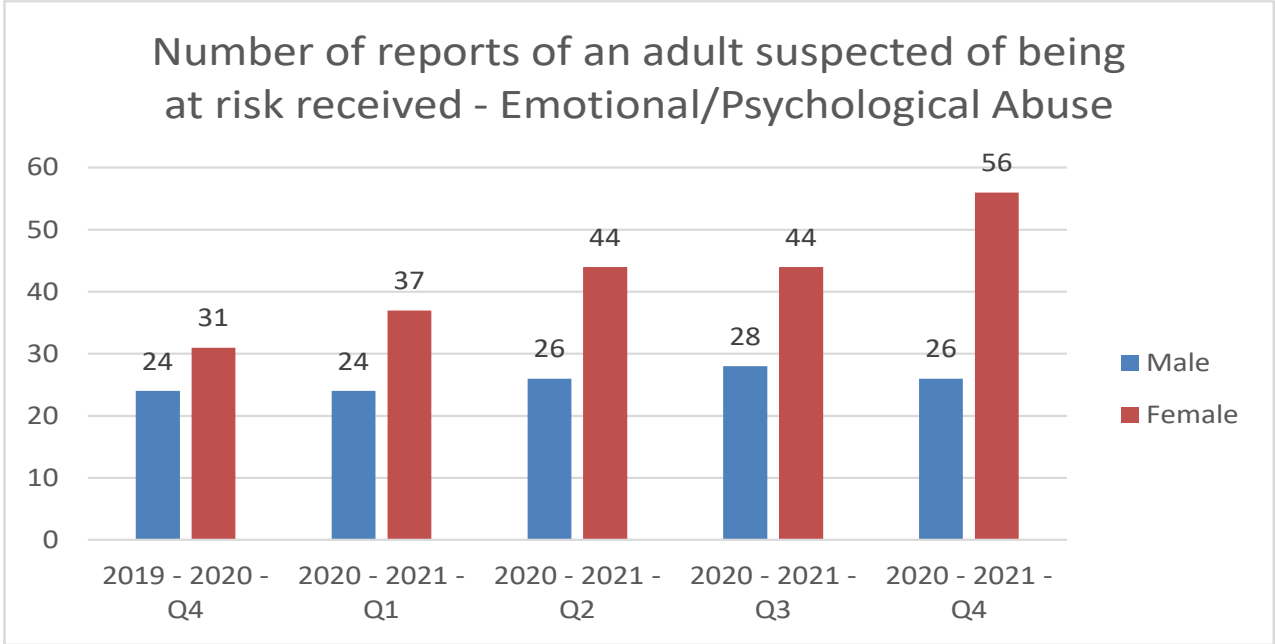
Emotional/psychological abuse is the highest form of abuse reported in this quarter as at Quarter 3, with neglect being the next most reported category of abuse which again is the same pattern from Quarter 3.

Sexual		Yes		
Sexual				
Count of Assessment				
ID	Column Labels			
Row Labels	Male	Female	Grand Total	
2019 - 2020 - Q4	1	6	7	
2020 - 2021 - Q1	2	4	6	
2020 - 2021 - Q2	1	6	7	
2020 - 2021 - Q3	2	7	9	
2020 - 2021 - Q4	3	13	16	
Grand Total	9	36	45	

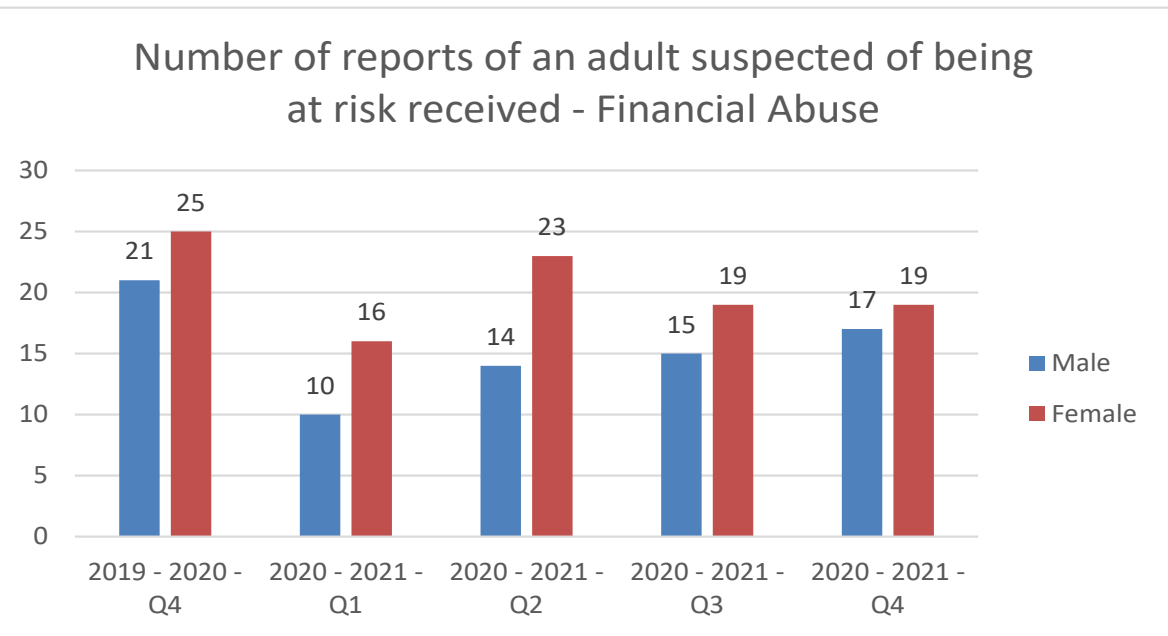


There is an increase in the number of females allegedly experiencing sexual abuse this quarter and these reports seem to be in relation to issues of domestic abuse

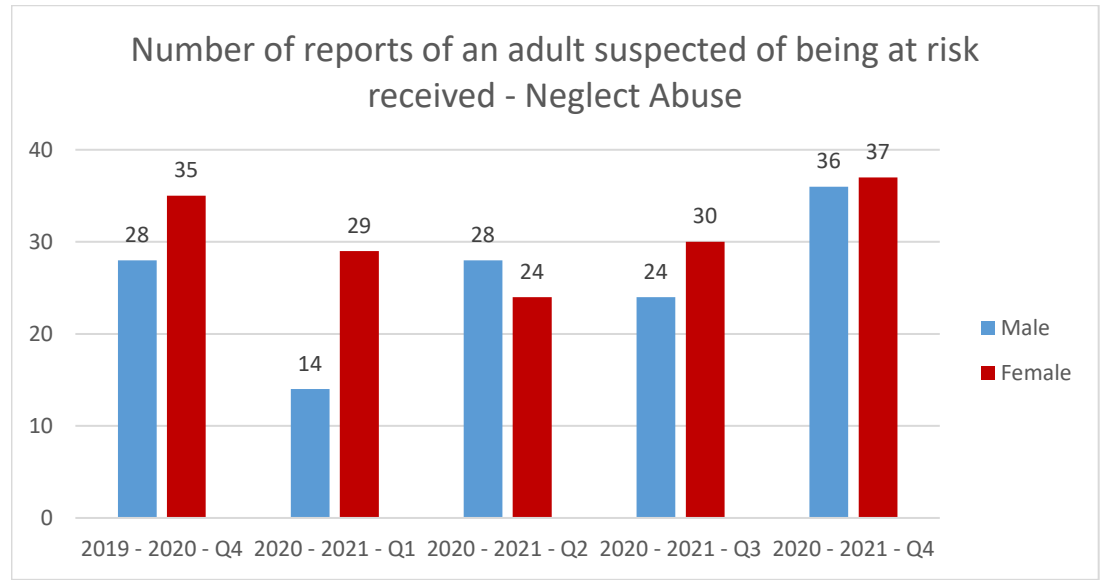
Emotional/Psychological		Yes		
Emotional/Psychological				
Count of Assessment ID	Column Labels			
Row Labels	Male	Female	Grand Total	
2019 - 2020 - Q4	24	31	55	
2020 - 2021 - Q1	24	37	61	
2020 - 2021 - Q2	26	44	70	
2020 - 2021 - Q3	28	44	72	
2020 - 2021 - Q4	26	56	82	
Grand Total	128	212	340	



Financial	Yes		
Financial			
Count of Assessment ID	Column Labels		
Row Labels	Male	Female	Grand Total
2019 - 2020 - Q4	21	25	46
2020 - 2021 - Q1	10	16	26
2020 - 2021 - Q2	14	23	37
2020 - 2021 - Q3	15	19	34
2020 - 2021 - Q4	17	19	36
Grand Total	77	102	179



Neglect		Yes		
Neglect				
Count of Assessment				
ID	Column Labels			
Row Labels	Male	Female	Grand Total	
2019 - 2020 - Q4	28	35	63	
2020 - 2021 - Q1	14	29	43	
2020 - 2021 - Q2	28	24	52	
2020 - 2021 - Q3	24	30	54	
2020 - 2021 - Q4	36	37	73	
Grand Total	130	155	285	

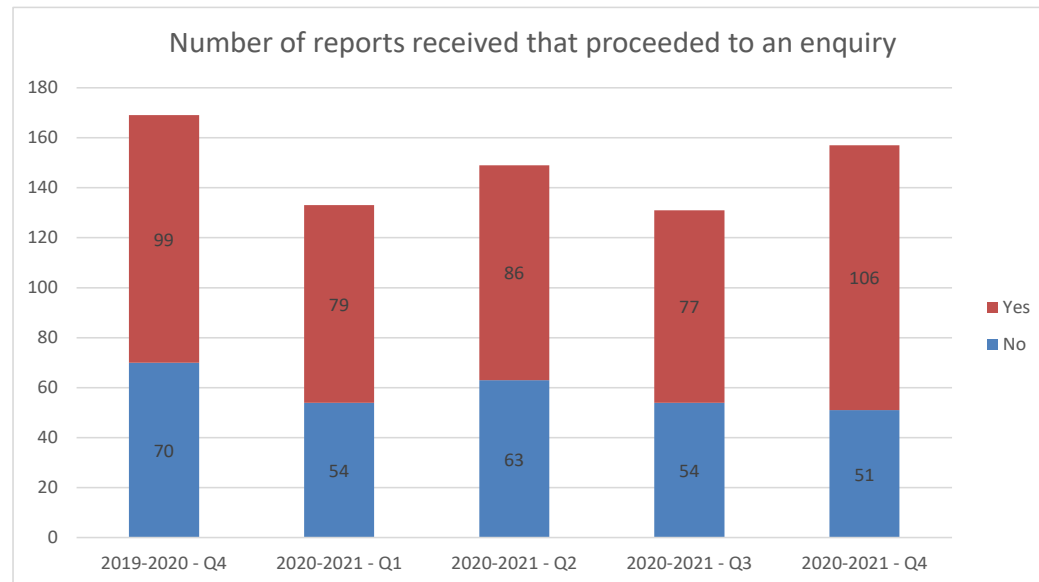


Reports that led to Enquiry

Count of Assessment ID	Column Labels				Grand Total
Row Labels	No - Other (please comment)	No - The individual refused to participate in enquiry	No - The individual was not an adult at risk	Yes - Proceeded to enquiry	
2019 - 2020 - Q4	35	1	34	99	169
2020 - 2021 - Q1	18	3	33	79	133
2020 - 2021 - Q2	26	1	36	86	149
2020 - 2021 - Q3	33	4	17	77	131
2020 - 2021 - Q4	21	2	28	106	157
Grand Total	133	11	148	447	739

Row Labels	No	Yes
2019-2020 - Q4	70	99
2020-2021 - Q1	54	79
2020-2021 - Q2	63	86
2020-2021 - Q3	54	77
2020-2021 - Q4	51	106

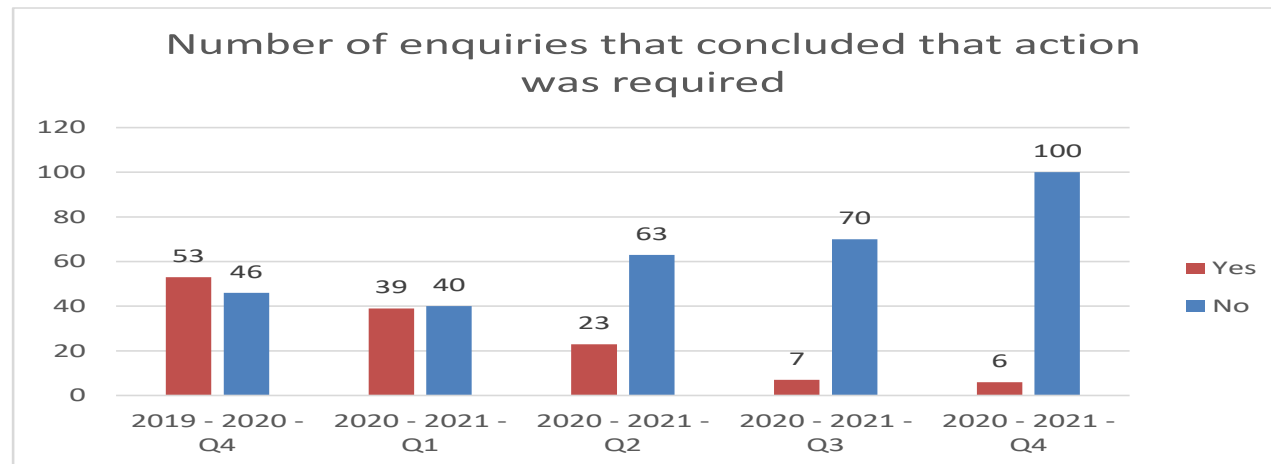
This quarter there are slightly less the number of reports that did not proceed to an enquiry but there is still a high number of reports being received where it has been assessed that an enquiry is not necessary and this needs to be explored further.



Should the report proceed to an enquiry
Yes - Proceeded to enquiry

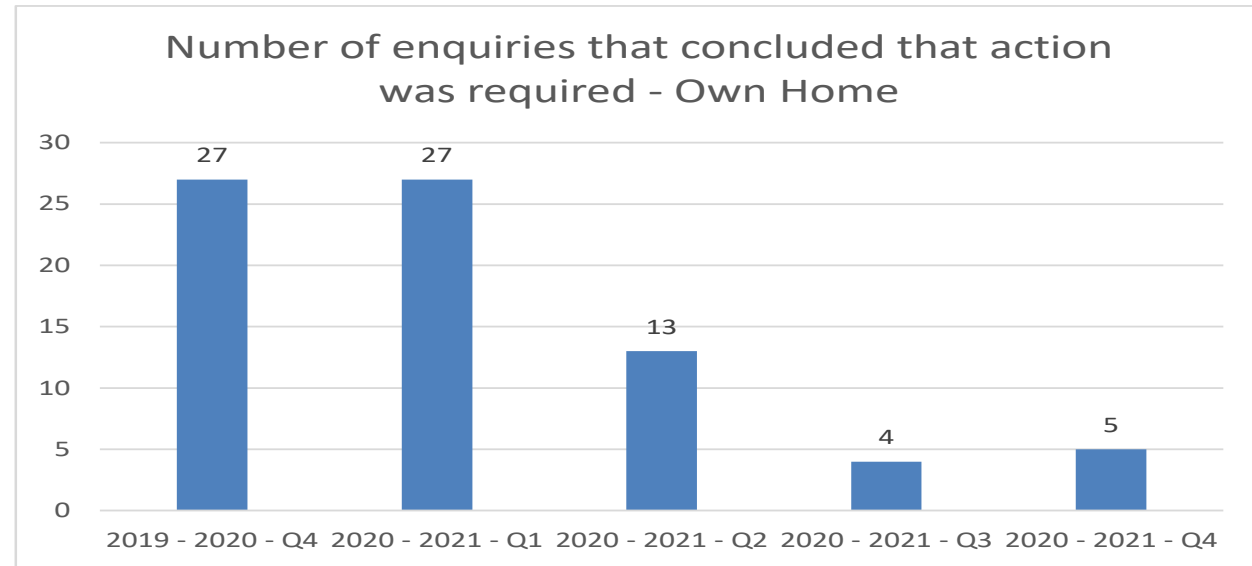
Reports that led to Enquiry

Count of Assessment ID	Column Labels		
Row Labels	Yes	No	Grand Total
2019 - 2020 - Q4	53	46	99
2020 - 2021 - Q1	39	40	79
2020 - 2021 - Q2	23	63	86
2020 - 2021 - Q3	7	70	77
2020 - 2021 - Q4	6	100	106
Grand Total	128	319	447



This quarter, there was a further low number of enquiries where it was concluded that action needed to be taken, i.e., that a protection plan needed to be put in place. There were only 6 in this quarter, a slight decrease from 7 in quarter 3, but a marked decrease from Q2 (23), Q1 (39) and Q4 2019-2020 (53).

CYSUR Own Home	1
Place - Own Home	
Row Labels	Count of Assessment ID
2019 - 2020 - Q4	27
2020 - 2021 - Q1	27
2020 - 2021 - Q2	13
2020 - 2021 - Q3	4
2020 - 2021 - Q4	5
Grand Total	76



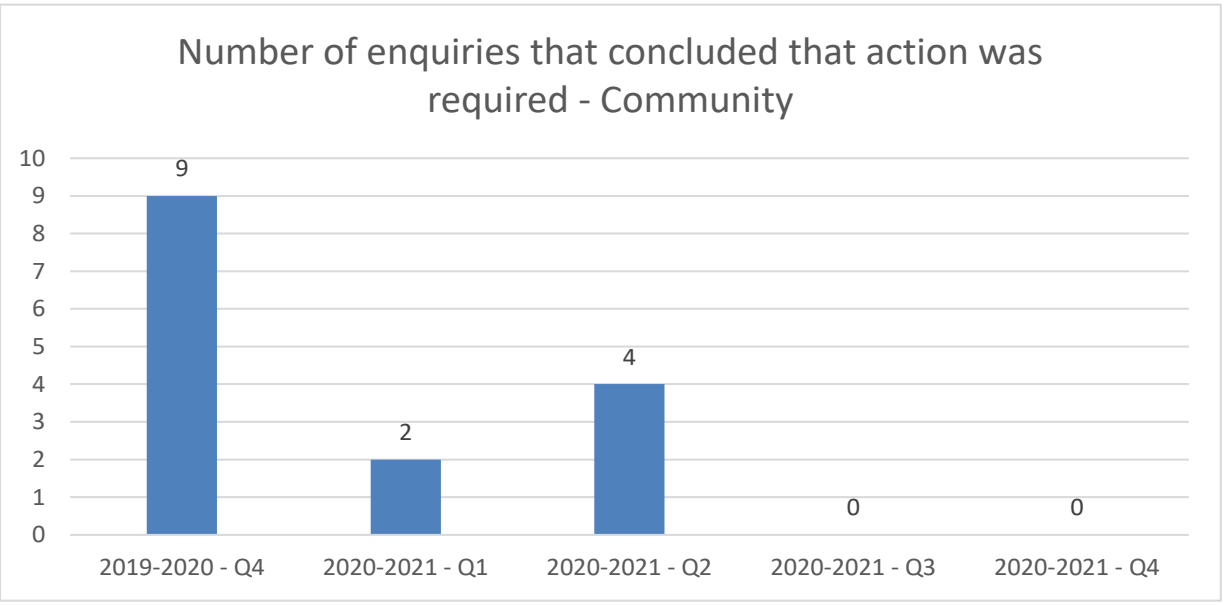
Of the 6 Protection Plans put in place, 5 people were safeguarded in their own home and 1 person needed to be safeguarded in a care home setting, with 1 person needed to be safeguarded from a paid employee, 2 needed to be safeguarded from relatives/friend and 1 from another.

CYSUR Community 1

Place - Community

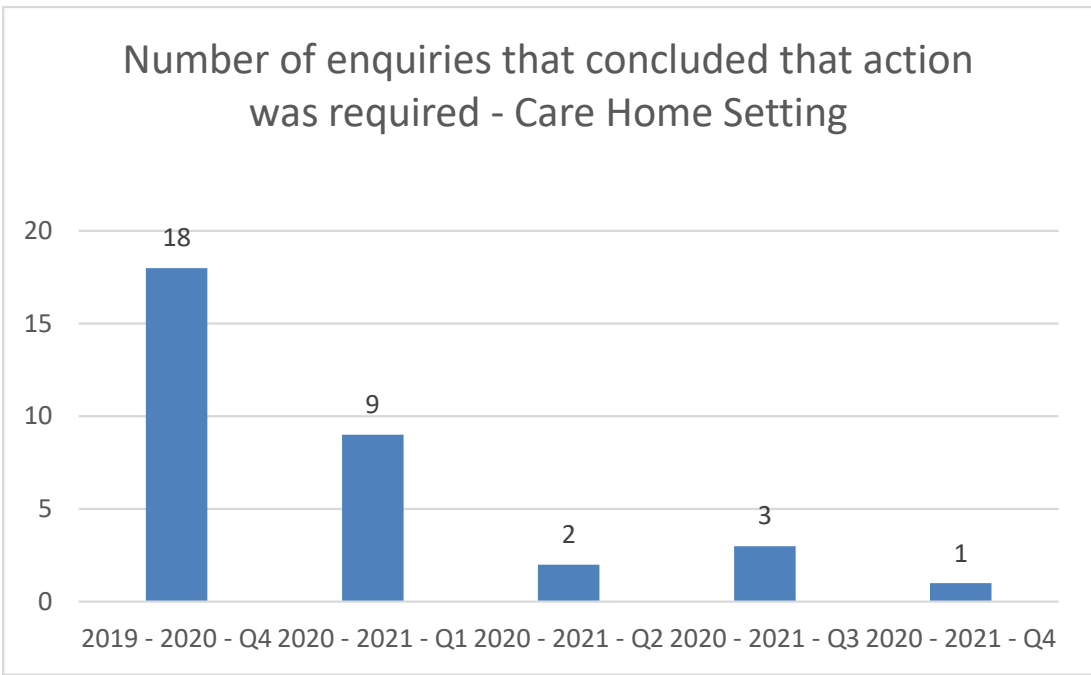
Row Labels	Count of Assessment ID
2019 - 2020 - Q4	9
2020 - 2021 - Q1	2
2020 - 2021 - Q2	4
Grand Total	15

Row Labels	Place - Community
2019-2020 - Q4	9
2020-2021 - Q1	2
2020-2021 - Q2	4
2020-2021 - Q3	0
2020-2021 - Q4	0



CYSUR Care Home Setting	1
-------------------------	---

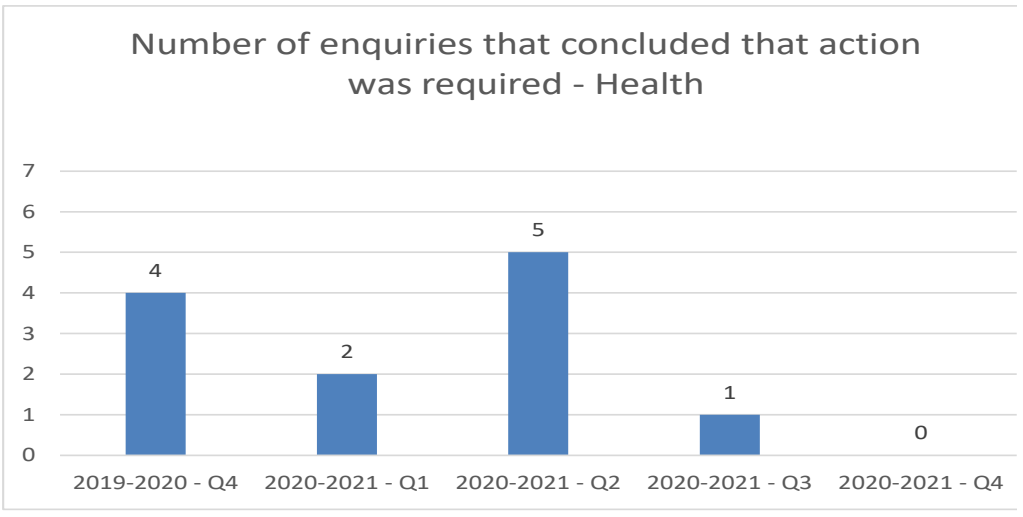
Place - Care Home Setting	
Row Labels	Count of Assessment ID
2019 - 2020 - Q4	18
2020 - 2021 - Q1	9
2020 - 2021 - Q2	2
2020 - 2021 - Q3	3
2020 - 2021 - Q4	1
Grand Total	33



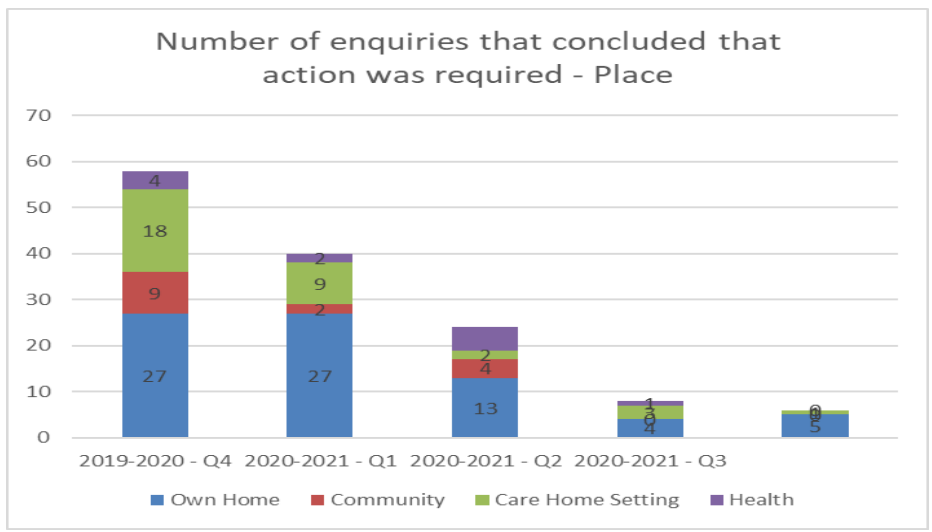
CYSUR Health Setting	1
----------------------	---

Place - Health	
Row Labels	Count of Assessment ID
2019 - 2020 - Q4	4
2020 - 2021 - Q1	2
2020 - 2021 - Q2	5
2020 - 2021 - Q3	1
Grand Total	12

2019-2020 - Q4	4
2020-2021 - Q1	2
2020-2021 - Q2	5
2020-2021 - Q3	1
2020-2021 - Q4	0

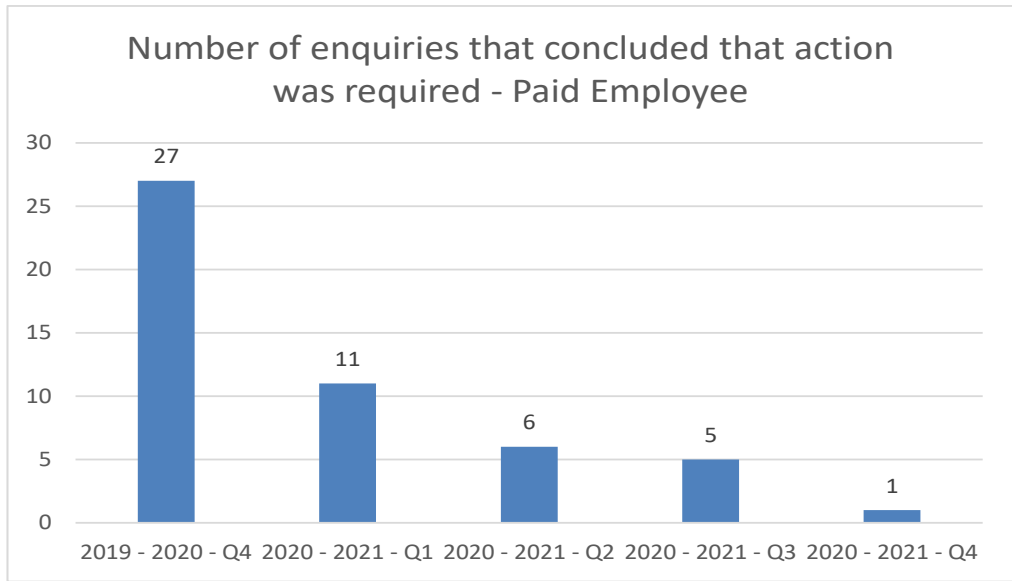


Period	Own Home	Community	Care Home Setting	Health
2019-2020 - Q4	27	9	18	4
2020-2021 - Q1	27	2	9	2
2020-2021 - Q2	13	4	2	5
2020-2021 - Q3	4	0	3	1
2020-2021 - Q4	5	0	1	0



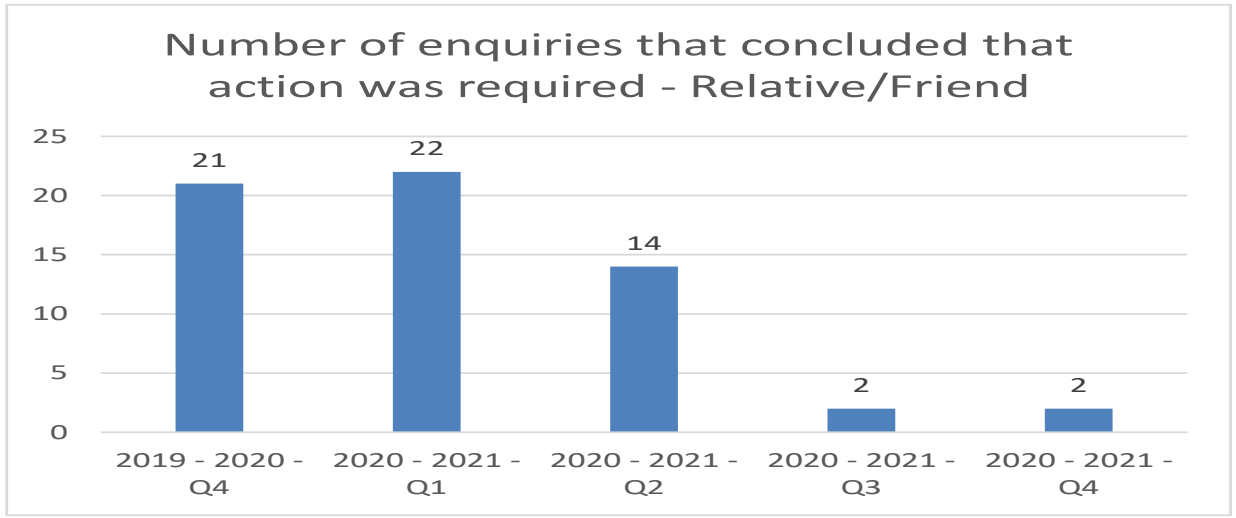
Person - Paid Employee	1
------------------------	---

Row Labels	Count of Assessment ID
2019 - 2020 - Q4	27
2020 - 2021 - Q1	11
2020 - 2021 - Q2	6
2020 - 2021 - Q3	5
2020 - 2021 - Q4	1
Grand Total	50



Person - Relative Friend	1
--------------------------	---

Row Labels	Count of Assessment ID
2019 - 2020 - Q4	21
2020 - 2021 - Q1	22
2020 - 2021 - Q2	14
2020 - 2021 - Q3	2
2020 - 2021 - Q4	2
Grand Total	61



**Person - Volunteer
Unpaid Employee** 0

Person - Other Service User 1

Person - Other Service User

Row Labels	Count of Assessment ID
2020 - 2021 - Q1	1
2020 - 2021 - Q2	2
Grand Total	3

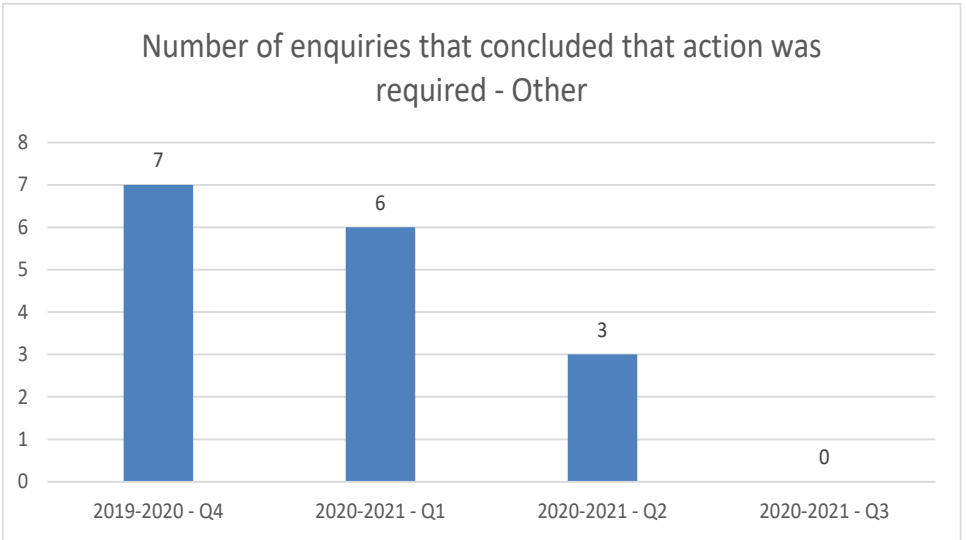
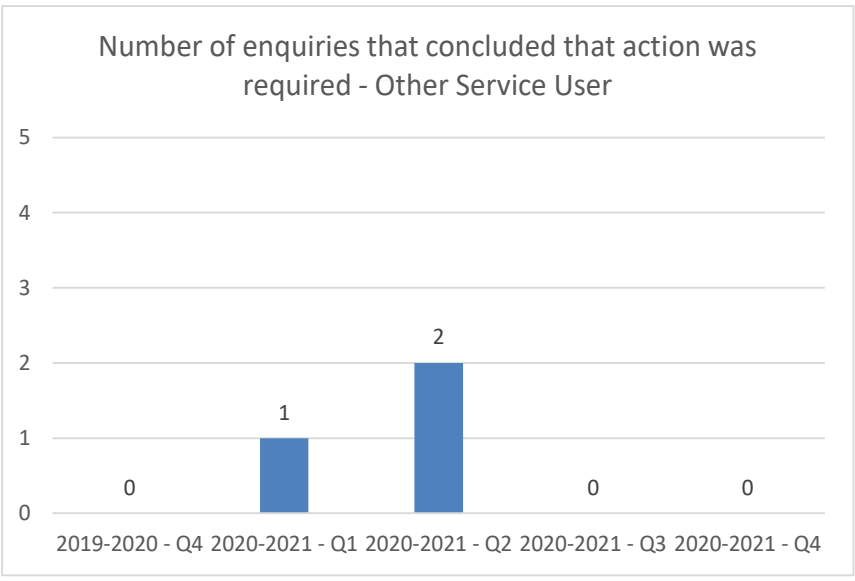
2019-2020 - Q4	0
2020-2021 - Q1	1
2020-2021 - Q2	2
2020-2021 - Q3	0
2020-2021 - Q4	0

Person - Other 1

Person - Other

Row Labels	Count of Assessment ID
2019 - 2020 - Q4	7
2020 - 2021 - Q1	6
2020 - 2021 - Q2	3
2020 - 2021 - Q4	3
Grand Total	19

2019-2020 - Q4	7
2020-2021 - Q1	6
2020-2021 - Q2	3
2020-2021 - Q3	0
2020-2021 - Q4	3



Period	Paid Employee	Relative Friend	Volunteer	Other Service User	Other
2019-2020 - Q4	27	21	0	0	7
2020-2021 - Q1	11	22	0	1	6
2020-2021 - Q2	6	14	0	2	3
2020-2021 - Q3	5	2	0	0	0
2020-2021 - Q4	1	2	0	0	3

